

# Indicadores Electorales

## Resultados electorales de las entidades federativas 1987-2005

- *Diputados Federales*
- *Índice de votación federal*
- *Elecciones de Gobernador*
- *Elecciones de Diputados Locales*
- *Composición de los Congresos Estatales*
- *Elecciones Municipales*

Responsable: M.C. Ernesto R. Cavero Pérez  
ernesto.cavero@congreso.gob.mx

Subdirector de Análisis y Procesamiento de Datos

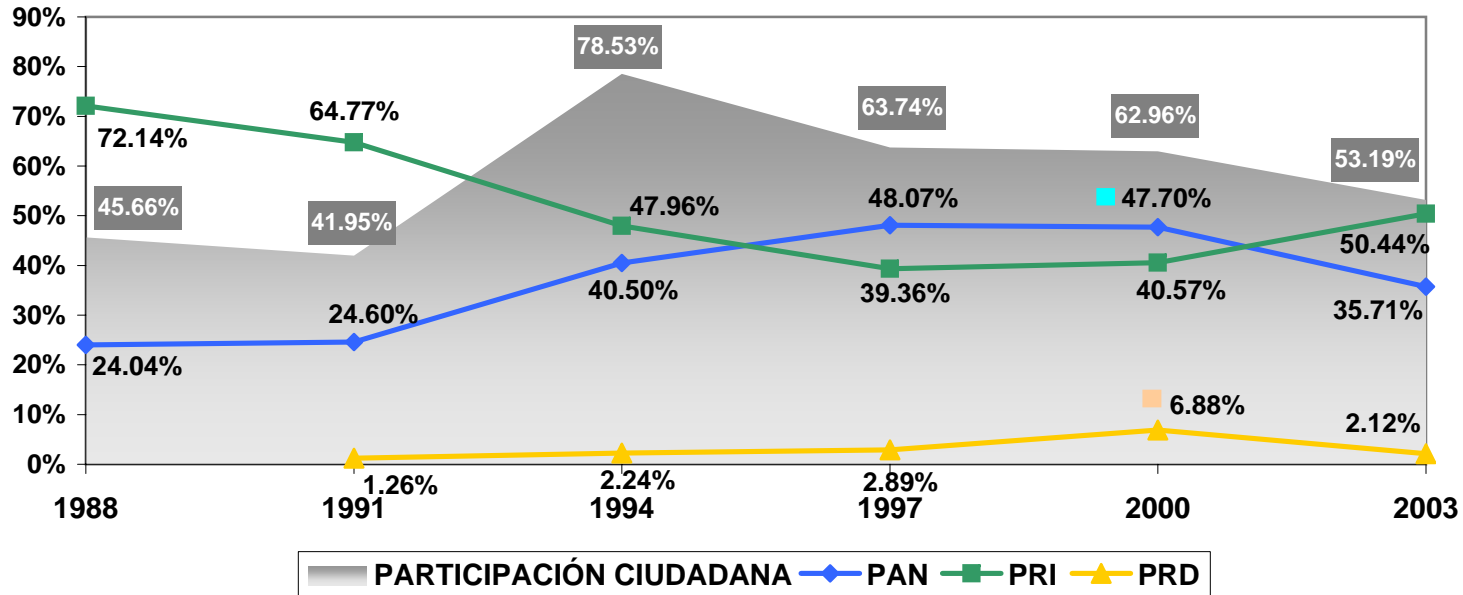


# Diputados Federales

## Índice de votación federal

## NUEVO LEÓN

### Distribución de la votación en la elección de diputados federales: 1988-2003



| PARTIDO     | 1988    | 1991    | 1994      | 1997      | 2000      | 2003      |
|-------------|---------|---------|-----------|-----------|-----------|-----------|
| PAN         | 165,686 | 151,454 | 604,173   | 662,152   | 724,804   | 508,599   |
| PRI         | 497,221 | 398,785 | 715,524   | 542,164   | 616,422   | 718,344   |
| PRD         |         | 7,728   | 33,372    | 39,779    | 104,535   | 30,172    |
| PART. CIUD. | 689,292 | 615,659 | 1,491,913 | 1,377,560 | 1,519,536 | 1,424,187 |

PART.CIUD. = PARTICIPACIÓN CIUDADANA

Alianza por el Cambio PAN - PVEM

Alianza por México PRD - PT - PAS - CD - PSN

PRI+PVEM

Fuente: Instituto Federal Electoral

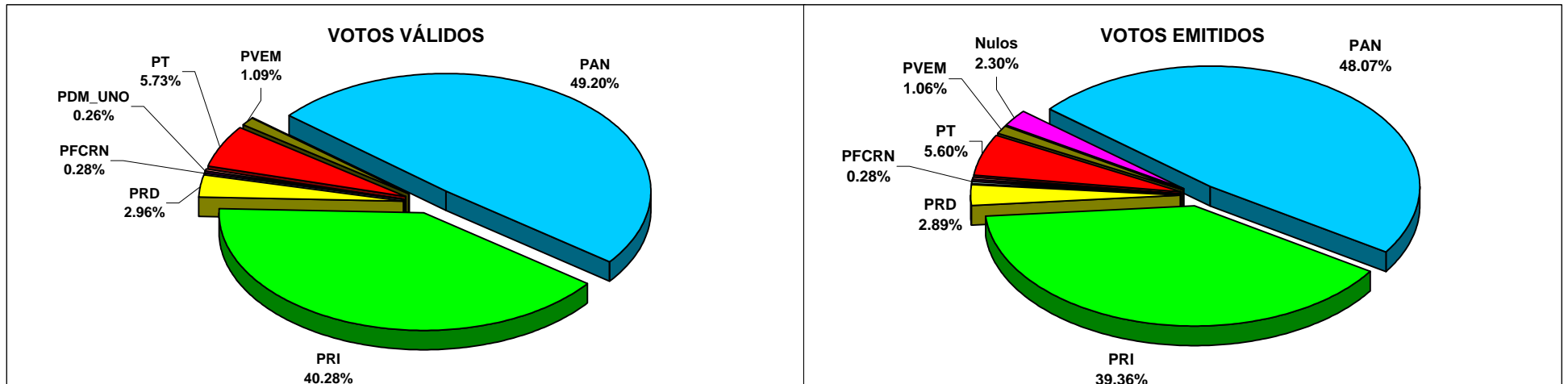
## NUEVO LEÓN

### Resultados Electorales de Diputados Federales, 1997

| No.          | Distrito                 | Lista Nominal    | % Part. Ciudadana | VOTOS EMITIDOS |                |               |              |              |              |               |               | No Reg.    | Votos Válidos    | Votos Nulos   | Total Votos      |
|--------------|--------------------------|------------------|-------------------|----------------|----------------|---------------|--------------|--------------|--------------|---------------|---------------|------------|------------------|---------------|------------------|
|              |                          |                  |                   | PAN            | PRI            | PRD           | PPS          | PFGRN        | PDM_UNO      | PT            | PVEM          |            |                  |               |                  |
| 1            | Santa Catarina           | 224,854          | 65.09%            | <b>74,520</b>  | 55,875         | 5,210         | 137          | 271          | 634          | 4,937         | 1,733         | 13         | 143,330          | 3,026         | 146,356          |
| 2            | Apodaca                  | 240,376          | 63.11%            | 59,843         | <b>75,441</b>  | 2,991         | 249          | 433          | 239          | 7,411         | 1,146         | 39         | 147,792          | 3,905         | 151,697          |
| 3            | San Nicolás de los Garza | 193,025          | 62.87%            | <b>59,477</b>  | 46,480         | 3,529         | 153          | 405          | 180          | 7,270         | 1,479         | 13         | 118,986          | 2,370         | 121,356          |
| 4            | San Nicolás de los Garza | 198,509          | 64.33%            | <b>77,839</b>  | 35,322         | 3,483         | 160          | 322          | 218          | 6,385         | 1,419         | 16         | 125,164          | 2,545         | 127,709          |
| 5            | Monterrey                | 191,166          | 59.21%            | 33,006         | <b>56,420</b>  | 2,204         | 286          | 326          | 226          | 16,013        | 1,008         | 16         | 109,505          | 3,680         | 113,185          |
| 6            | Monterrey                | 172,109          | 68.07%            | <b>64,522</b>  | 36,153         | 4,779         | 144          | 321          | 225          | 7,335         | 1,922         | 15         | 115,416          | 1,738         | 117,154          |
| 7            | Monterrey                | 186,651          | 63.52%            | <b>58,949</b>  | 44,527         | 3,723         | 193          | 279          | 321          | 6,406         | 1,415         | 39         | 115,852          | 2,702         | 118,554          |
| 8            | Guadalupe                | 183,218          | 60.44%            | <b>59,830</b>  | 39,054         | 3,163         | 154          | 364          | 232          | 4,552         | 1,125         | 1          | 108,475          | 2,265         | 110,740          |
| 9            | Linares                  | 203,432          | 65.31%            | 49,062         | <b>67,283</b>  | 2,270         | 245          | 468          | 396          | 7,424         | 855           | 34         | 128,037          | 4,820         | 132,857          |
| 10           | Monterrey                | 171,242          | 67.01%            | <b>60,100</b>  | 41,115         | 4,261         | 185          | 290          | 500          | 4,234         | 1,397         | 484        | 112,566          | 2,184         | 114,750          |
| 11           | Guadalupe                | 196,653          | 62.65%            | <b>65,004</b>  | 44,494         | 4,166         | 143          | 316          | 328          | 5,109         | 1,135         | 7          | 120,702          | 2,500         | 123,202          |
| <b>TOTAL</b> |                          | <b>2,161,235</b> | <b>63.74%</b>     | <b>662,152</b> | <b>542,164</b> | <b>39,779</b> | <b>2,049</b> | <b>3,795</b> | <b>3,499</b> | <b>77,076</b> | <b>14,634</b> | <b>677</b> | <b>1,345,825</b> | <b>31,735</b> | <b>1,377,560</b> |

## NUEVO LEÓN

### Resultados Electorales de Diputados Federales, 1997

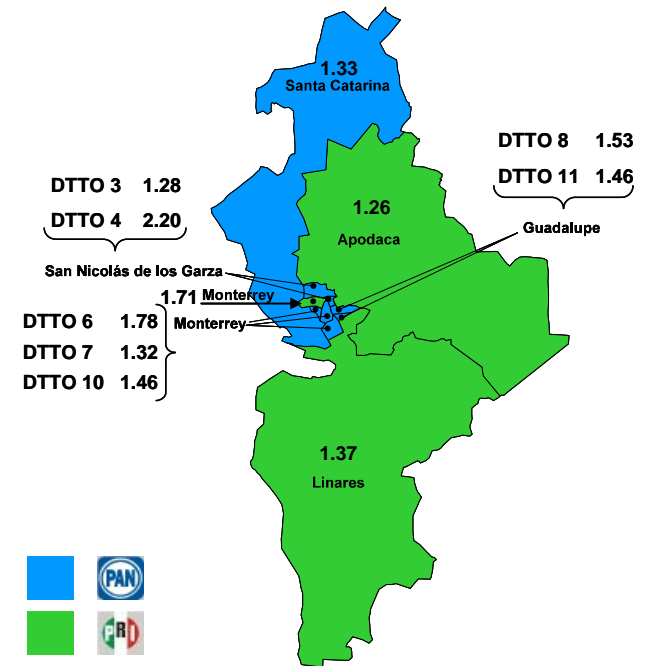


**TÉRMINOS:** % Partic. = % Participación, CONV. = CONVERGENCIA, No Reg. = No registrado, LN = Lista Nominal, % ABST. = % de abstencionismo

| No.          | CABECERA                 | % ABST.       | ÍNDICE DE VOTACIÓN | PAN/LN        | PRI/LN        | PRD/LN       | 1a. FUERZA     | 2a. FUERZA     |
|--------------|--------------------------|---------------|--------------------|---------------|---------------|--------------|----------------|----------------|
| 1            | Santa Catarina           | 34.91%        | 1.33               | 33.14%        | 24.85%        | 2.32%        | 74,520         | 55,875         |
| 2            | Apodaca                  | 36.89%        | 1.26               | 24.90%        | 31.38%        | 1.24%        | 75,441         | 59,843         |
| 3            | San Nicolás De Los Garza | 37.13%        | 1.28               | 30.81%        | 24.08%        | 1.83%        | 59,477         | 46,480         |
| 4            | San Nicolás De Los Garza | 35.67%        | 2.20               | 39.21%        | 17.79%        | 1.75%        | 77,839         | 35,322         |
| 5            | Monterrey                | 40.79%        | 1.71               | 17.27%        | 29.51%        | 1.15%        | 56,420         | 33,006         |
| 6            | Monterrey                | 31.93%        | 1.78               | 37.49%        | 21.01%        | 2.78%        | 64,522         | 36,153         |
| 7            | Monterrey                | 36.48%        | 1.32               | 31.58%        | 23.86%        | 1.99%        | 58,949         | 44,527         |
| 8            | Guadalupe                | 39.56%        | 1.53               | 32.66%        | 21.32%        | 1.73%        | 59,830         | 39,054         |
| 9            | Linares                  | 34.69%        | 1.37               | 24.12%        | 33.07%        | 1.12%        | 67,283         | 49,062         |
| 10           | Monterrey                | 32.99%        | 1.46               | 35.10%        | 24.01%        | 2.49%        | 60,100         | 41,115         |
| 11           | Guadalupe                | 37.35%        | 1.46               | 33.06%        | 22.63%        | 2.12%        | 65,004         | 44,494         |
| <b>TOTAL</b> |                          | <b>36.26%</b> | <b>1.22</b>        | <b>30.64%</b> | <b>25.09%</b> | <b>1.84%</b> | <b>662,152</b> | <b>542,164</b> |

El índice de votación se obtiene dividiendo la votación total del partido que haya alcanzado la mayoría de votos en la elección (primera fuerza) entre la votación total del partido que se encuentra en segunda fuerza.  
El resultado indica la relación que guardan los votos entre un voto de la segunda fuerza y el número de votos de la primera fuerza.

Fuentes: Instituto Federal Electoral, Atlas Federal Electoral de México 1991-2000, Versión 1.2 México, 2000



## NUEVO LEÓN


### Resultados Electorales de Diputados Federales, 2000

| No.          | Cabecera Distrital       | Lista Nominal    | % de Partic.  | VOTOS EMITIDOS |                |                |               |              |               | No Reg.    | Votos Válidos    | Votos Nulos   | Total Votos      |
|--------------|--------------------------|------------------|---------------|----------------|----------------|----------------|---------------|--------------|---------------|------------|------------------|---------------|------------------|
|              |                          |                  |               | AC             | PRI            | AM             | PCD           | PARM         | PDS           |            |                  |               |                  |
| 1            | Santa Catarina           | 251,413          | 63.37%        | <b>83,786</b>  | 57,532         | 10,566         | 2,774         | 387          | 1,484         | 30         | 156,559          | 2,762         | 159,321          |
| 2            | Apodaca                  | 289,442          | 63.63%        | 72,377         | <b>90,864</b>  | 11,932         | 3,025         | 408          | 1,177         | 407        | 180,190          | 3,972         | 184,162          |
| 3            | San Nicolás De Los Garza | 232,442          | 61.21%        | 61,842         | <b>68,681</b>  | 6,427          | 1,382         | 259          | 1,428         | 21         | 140,040          | 2,240         | 142,280          |
| 4            | San Nicolás De Los Garza | 215,058          | 65.04%        | <b>86,030</b>  | 38,970         | 7,963          | 1,772         | 387          | 1,880         | 316        | 137,318          | 2,561         | 139,879          |
| 5            | Monterrey                | 209,116          | 56.71%        | 36,021         | <b>59,655</b>  | 17,048         | 1,565         | 306          | 683           | 41         | 115,319          | 3,269         | 118,588          |
| 6            | Monterrey                | 186,237          | 68.44%        | <b>73,885</b>  | 39,428         | 7,874          | 2,125         | 459          | 1,865         | 26         | 125,662          | 1,794         | 127,456          |
| 7            | Monterrey                | 190,326          | 63.12%        | <b>58,035</b>  | 48,520         | 7,211          | 1,994         | 379          | 1,445         | 25         | 117,609          | 2,529         | 120,138          |
| 8            | Guadalupe                | 206,217          | 63.05%        | <b>69,360</b>  | 46,839         | 7,618          | 1,885         | 357          | 1,640         | 28         | 127,727          | 2,286         | 130,013          |
| 9            | Linares                  | 230,707          | 61.24%        | 48,404         | <b>75,739</b>  | 10,723         | 825           | 589          | 706           | 22         | 137,008          | 4,276         | 141,284          |
| 10           | Monterrey                | 184,926          | 66.50%        | <b>66,753</b>  | 41,733         | 7,597          | 1,946         | 383          | 2,194         | 65         | 120,671          | 2,300         | 122,971          |
| 11           | Guadalupe                | 217,602          | 61.32%        | <b>68,311</b>  | 48,461         | 9,576          | 2,568         | 312          | 1,601         | 16         | 130,845          | 2,599         | 133,444          |
| <b>TOTAL</b> |                          | <b>2,413,486</b> | <b>62.96%</b> | <b>724,804</b> | <b>616,422</b> | <b>104,535</b> | <b>21,861</b> | <b>4,226</b> | <b>16,103</b> | <b>997</b> | <b>1,488,948</b> | <b>30,588</b> | <b>1,519,536</b> |

AC= Alianza por el Cambio PAN-PVEM AM= Alianza por México PRD-PT-PAS-CD-PSN

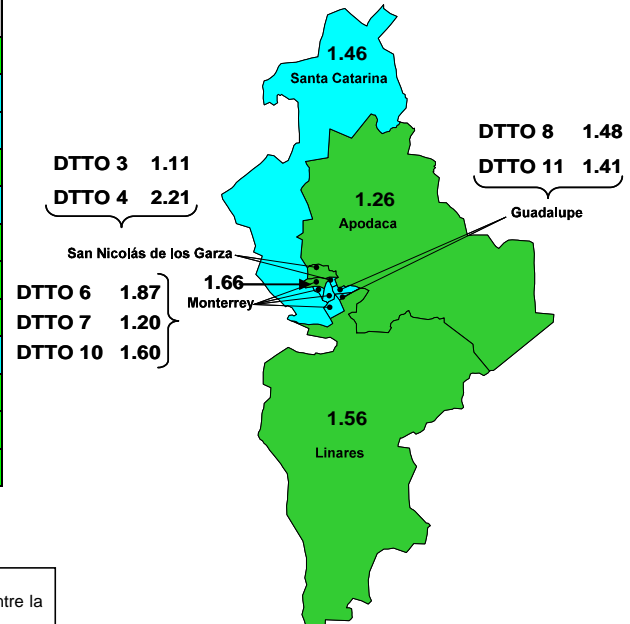
# NUEVO LEÓN

## Resultados Electorales de Diputados Federales, 2000



**TÉRMINOS:** % Partic. = % Participación, CONV. = CONVERGENCIA, No Reg. = No registrado, LN = Lista Nominal, % ABST. = % de abstencionismo

| No.          | CABECERA                 | % ABST.       | ÍNDICE DE VOTACIÓN | AC/LN         | PRI / LN      | AM/LN        | 1a. FUERZA     | 2a. FUERZA     |
|--------------|--------------------------|---------------|--------------------|---------------|---------------|--------------|----------------|----------------|
| 1            | Santa Catarina           | 36.63%        | 1.46               | 33.33%        | 22.88%        | 4.20%        | 83,786         | 57,532         |
| 2            | Apodaca                  | 36.37%        | 1.26               | 25.01%        | 31.39%        | 4.12%        | 90,864         | 72,377         |
| 3            | San Nicolás De Los Garza | 38.79%        | 1.11               | 26.61%        | 29.55%        | 2.76%        | 68,681         | 61,842         |
| 4            | San Nicolás De Los Garza | 34.96%        | 2.21               | 40.00%        | 18.12%        | 3.70%        | 86,030         | 38,970         |
| 5            | Monterrey                | 43.29%        | 1.66               | 17.23%        | 28.53%        | 8.15%        | 59,655         | 36,021         |
| 6            | Monterrey                | 31.56%        | 1.87               | 39.67%        | 21.17%        | 4.23%        | 73,885         | 39,428         |
| 7            | Monterrey                | 36.88%        | 1.20               | 30.49%        | 25.49%        | 3.79%        | 58,035         | 48,520         |
| 8            | Guadalupe                | 36.95%        | 1.48               | 33.63%        | 22.71%        | 3.69%        | 69,360         | 46,839         |
| 9            | Linares                  | 38.76%        | 1.56               | 20.98%        | 32.83%        | 4.65%        | 75,739         | 48,404         |
| 10           | Monterrey                | 33.50%        | 1.60               | 36.10%        | 22.57%        | 4.11%        | 66,753         | 41,733         |
| 11           | Guadalupe                | 38.68%        | 1.41               | 31.39%        | 22.27%        | 4.40%        | 68,311         | 48,461         |
| <b>TOTAL</b> |                          | <b>37.04%</b> | <b>1.18</b>        | <b>30.03%</b> | <b>25.54%</b> | <b>4.33%</b> | <b>724,804</b> | <b>616,422</b> |



Alianza por el cambio PAN - PVEM

El índice de votación se obtiene dividiendo la votación total del partido que haya alcanzado la mayoría de votos en la elección (primera fuerza) entre la votación total del partido que se encuentra en segunda fuerza.  
El resultado indica la relación que guardan los votos entre un voto de la segunda fuerza y el número de votos de la primera fuerza.

Fuentes: Instituto Federal Electoral, Atlas Federal Electoral de México 1991-2000, Versión 1.2 México, 2000

## NUEVO LEÓN

### Resultados Electorales de Diputados Federales, 2003

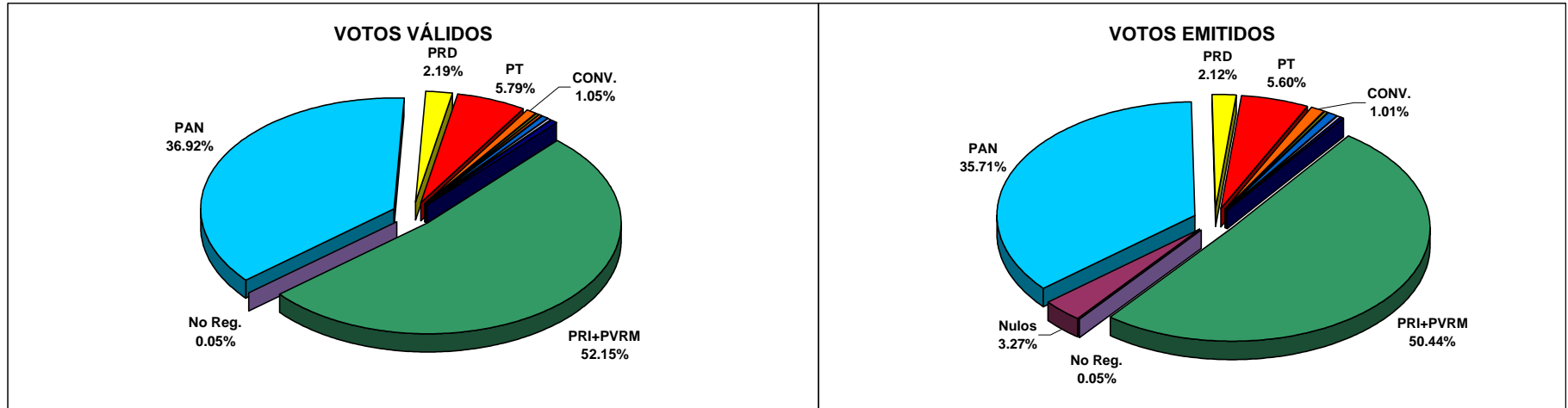
| No.          | Cabecera Distrital       | Lista Nominal    | % de Partic.  | VOTOS EMITIDOS |               |               |               |              |              |                |              |                  |                | No Reg.    | Votos Válidos    | Votos Nulos   | Total Votos      |
|--------------|--------------------------|------------------|---------------|----------------|---------------|---------------|---------------|--------------|--------------|----------------|--------------|------------------|----------------|------------|------------------|---------------|------------------|
|              |                          |                  |               | PAN            | PRD           | PT            | CONV.         | PSN          | PAS          | MÉXICO POSIBLE | PLM          | FUERZA CIUDADANA | PRI+PVRM       |            |                  |               |                  |
| 1            | Santa Catarina           | 281,173          | 54.94%        | 62,515         | 3,459         | 5,077         | 984           | 277          | 389          | 905            | 168          | 654              | 75,699         | 29         | 150,156          | 4,313         | 154,469          |
| 2            | Apodaca                  | 343,953          | 54.16%        | 53,764         | 5,605         | 8,736         | 1,467         | 227          | 229          | 764            | 184          | 866              | 106,883        | 388        | 179,113          | 7,162         | 186,275          |
| 3            | San Nicolás De Los Garza | 271,670          | 50.45%        | 51,329         | 2,472         | 6,194         | 1,415         | 221          | 189          | 985            | 198          | 505              | 70,058         | 37         | 133,603          | 3,445         | 137,048          |
| 4            | San Nicolás De Los Garza | 233,768          | 54.00%        | 62,246         | 2,569         | 6,174         | 1,689         | 252          | 217          | 754            | 336          | 856              | 48,237         | 27         | 123,357          | 2,889         | 126,246          |
| 5            | Monterrey                | 229,115          | 48.97%        | 20,558         | 1,146         | 9,589         | 1,072         | 111          | 120          | 430            | 812          | 352              | 72,711         | 67         | 106,968          | 5,220         | 112,188          |
| 6            | Monterrey                | 199,958          | 57.78%        | 47,475         | 2,347         | 5,886         | 1,372         | 207          | 217          | 1,118          | 154          | 581              | 53,433         | 17         | 112,807          | 2,737         | 115,544          |
| 7            | Monterrey                | 195,802          | 53.81%        | 35,638         | 2,335         | 4,684         | 1,624         | 206          | 217          | 1,091          | 289          | 688              | 55,096         | 11         | 101,879          | 3,487         | 105,366          |
| 8            | Guadalupe*               | 226,477          | 50.98%        | 44,879         | 2,595         | 6,267         | 1,304         | 233          | 258          | 654            | 307          | 518              | 55,036         | 12         | 112,063          | 3,390         | 115,453          |
| 9            | Linares                  | 253,423          | 54.78%        | 40,752         | 1,684         | 14,663        | 531           | 161          | 360          | 420            | 169          | 367              | 72,761         | 12         | 131,880          | 6,942         | 138,822          |
| 10           | Monterrey                | 199,315          | 55.19%        | 44,684         | 2,721         | 6,252         | 1,381         | 428          | 281          | 1,436          | 1,066        | 717              | 48,001         | 26         | 106,993          | 2,999         | 109,992          |
| 11           | Guadalupe                | 242,687          | 50.59%        | 44,759         | 3,239         | 6,184         | 1,596         | 337          | 516          | 729            | 259          | 672              | 60,429         | 27         | 118,747          | 4,037         | 122,784          |
| <b>TOTAL</b> |                          | <b>2,677,341</b> | <b>53.19%</b> | <b>508,599</b> | <b>30,172</b> | <b>79,706</b> | <b>14,435</b> | <b>2,660</b> | <b>2,993</b> | <b>9,286</b>   | <b>3,942</b> | <b>6,776</b>     | <b>718,344</b> | <b>653</b> | <b>1,377,566</b> | <b>46,621</b> | <b>1,424,187</b> |

\* Resultados que emitió el Cómputo Distrital de la resolución del Tribunal Electoral del Poder Judicial de la Federación



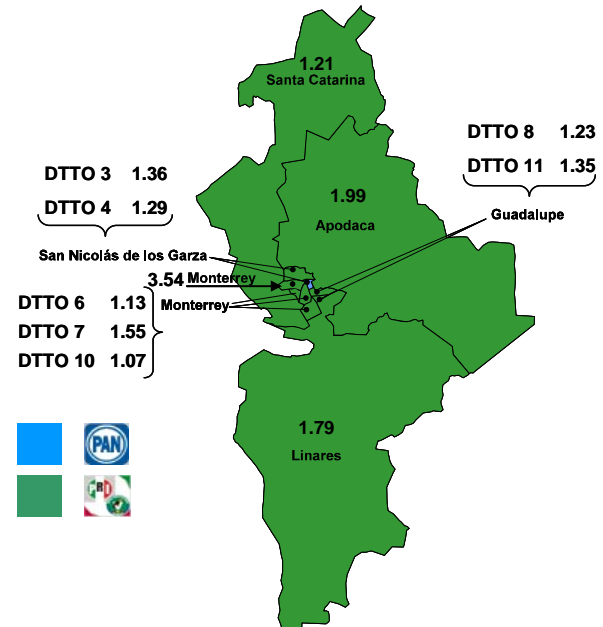
## NUEVO LEÓN

### Resultados Electorales de Diputados Federales, 2003



**TÉRMINOS:** % Partic. = % Participación, CONV. = CONVERGENCIA, No Reg. = No registrado, LN = Lista Nominal, % ABST. = % de abstencionismo

| No.          | CABECERA                 | % ABST.       | ÍNDICE DE VOTACIÓN | PAN/LN        | PRI+PVEM/LN   | PRD/LN       | 1a. FUERZA     | 2a. FUERZA     |
|--------------|--------------------------|---------------|--------------------|---------------|---------------|--------------|----------------|----------------|
| 1            | Santa Catarina           | 45.06%        | 1.21               | 22.23%        | 26.92%        | 1.23%        | 75,699         | 62,515         |
| 2            | Apodaca                  | 45.84%        | 1.99               | 15.63%        | 31.07%        | 1.63%        | 106,883        | 53,764         |
| 3            | San Nicolás De Los Garza | 49.55%        | 1.36               | 18.89%        | 25.79%        | 0.91%        | 70,058         | 51,329         |
| 4            | San Nicolás De Los Garza | 46.00%        | 1.29               | 26.63%        | 20.63%        | 1.10%        | 62,246         | 48,237         |
| 5            | Monterrey                | 51.03%        | 3.54               | 8.97%         | 31.74%        | 0.50%        | 72,711         | 20,558         |
| 6            | Monterrey                | 42.22%        | 1.13               | 23.74%        | 26.72%        | 1.17%        | 53,433         | 47,475         |
| 7            | Monterrey                | 46.19%        | 1.55               | 18.20%        | 28.14%        | 1.19%        | 55,096         | 35,638         |
| 8            | Guadalupe                | 49.02%        | 1.23               | 19.82%        | 24.30%        | 1.15%        | 55,036         | 44,879         |
| 9            | Linares                  | 45.22%        | 1.79               | 16.08%        | 28.71%        | 0.66%        | 72,761         | 40,752         |
| 10           | Monterrey                | 44.81%        | 1.07               | 22.42%        | 24.08%        | 1.37%        | 48,001         | 44,684         |
| 11           | Guadalupe                | 49.41%        | 1.35               | 18.44%        | 24.90%        | 1.33%        | 60,429         | 44,759         |
| <b>TOTAL</b> |                          | <b>46.81%</b> | <b>1.41</b>        | <b>19.00%</b> | <b>26.83%</b> | <b>1.13%</b> | <b>718,344</b> | <b>508,599</b> |



El índice de votación se obtiene dividiendo la votación total del partido que haya alcanzado la mayoría de votos en la elección (primera fuerza) entre la votación total del partido que se encuentra en segunda fuerza.  
El resultado indica la relación que guardan los votos entre un voto de la segunda fuerza y el número de votos de la primera fuerza.

Fuentes: <http://www.ife.org.mx/InternetCDA/estaticos/RESELEC/estadisticas2003/> (consulta 20-sep-2005)

# Elecciones de Gobernador



# NUEVO LEÓN

## Resultados Electorales de Gobernador, 1991

| No.          | Distrito                 | Lista Nominal    | % Part. Ciudadana | VOTOS EMITIDOS |                |               |              |              |              |              |              | Votos Válidos  | Votos Nulos   | Total Votos    |
|--------------|--------------------------|------------------|-------------------|----------------|----------------|---------------|--------------|--------------|--------------|--------------|--------------|----------------|---------------|----------------|
|              |                          |                  |                   | PAN            | PRI            | PRD           | PPS          | PFCRN        | PARM         | PDM_UNO      | Otros        |                |               |                |
| I            | Nuevo León               | 138,529          | 59.92%            | 25,572         | 53,201         | 2,231         | 224          | 110          | 67           | 87           | 111          | 81,603         | 1,397         | 83,000         |
| II           | Nuevo León               | 87,715           | 62.41%            | 18,477         | 29,035         | 1,596         | 201          | 156          | 56           | 76           | 135          | 49,732         | 5,015         | 54,747         |
| III          | Nuevo León               | 54,284           | 60.87%            | 12,336         | 18,557         | 1,160         | 103          | 73           | 28           | 58           | 61           | 32,376         | 666           | 33,042         |
| IV           | Nuevo León               | 53,323           | 63.21%            | 10,706         | 19,504         | 897           | 72           | 110          | 28           | 42           | 45           | 31,404         | 2,303         | 33,707         |
| V            | Nuevo León               | 36,845           | 70.83%            | 7,828          | 15,355         | 630           | 58           | 93           | 34           | 80           | 37           | 24,115         | 1,983         | 26,098         |
| VI           | Nuevo León               | 61,138           | 61.37%            | 13,915         | 21,168         | 1,193         | 67           | 86           | 35           | 125          | 90           | 36,679         | 841           | 37,520         |
| VII          | Sabinas-Hidalgo          | 26,763           | 56.00%            | 1,702          | 12,195         | 544           | 35           | 82           | 21           | 38           | 28           | 14,645         | 341           | 14,986         |
| VIII         | China                    | 32,208           | 59.28%            | 1,280          | 15,457         | 422           | 23           | 10           | 24           | 9            | 10           | 17,235         | 1,858         | 19,093         |
| IX           | Cadereyta                | 42,730           | 50.52%            | 3,657          | 16,345         | 735           | 95           | 39           | 58           | 38           | 30           | 20,997         | 590           | 21,587         |
| X            | Linares                  | 33,391           | 58.78%            | 2,302          | 16,156         | 158           | 76           | 44           | 68           | 14           | 157          | 18,975         | 653           | 19,628         |
| XI           | Galeana                  | 22,849           | 54.62%            | 553            | 11,696         | 55            | 11           | 4            | 6            | 9            | 4            | 12,338         | 142           | 12,480         |
| XII          | Catarina                 | 80,681           | 56.88%            | 20,592         | 22,676         | 846           | 87           | 38           | 34           | 67           | 60           | 44,400         | 1,495         | 45,895         |
| XIII         | Garza G.                 | 73,557           | 62.79%            | 22,231         | 21,396         | 1,558         | 67           | 27           | 43           | 155          | 71           | 45,548         | 642           | 46,190         |
| XIV          | Nuevo León               | 40,363           | 64.87%            | 9,661          | 14,282         | 905           | 27           | 55           | 24           | 44           | 30           | 25,028         | 1,155         | 26,183         |
| XV           | Nuevo León               | 93,153           | 63.03%            | 22,180         | 31,362         | 2,200         | 131          | 103          | 91           | 147          | 135          | 56,349         | 2,362         | 58,711         |
| XVI          | Guadalupe                | 28,662           | 67.08%            | 6,190          | 9,773          | 584           | 28           | 64           | 29           | 29           | 19           | 16,716         | 2,510         | 19,226         |
| XVII         | Guadalupe                | 53,477           | 57.89%            | 10,855         | 18,393         | 929           | 68           | 121          | 35           | 73           | 40           | 30,514         | 442           | 30,956         |
| XVIII        | Guadalupe                | 84,641           | 61.35%            | 15,120         | 30,272         | 1,303         | 129          | 121          | 41           | 109          | 64           | 47,159         | 4,769         | 51,928         |
| XIX          | Apodaca                  | 70,913           | 56.64%            | 8,672          | 28,590         | 523           | 99           | 67           | 46           | 69           | 39           | 38,105         | 2,058         | 40,163         |
| XX           | San Nicolás de los Garza | 85,660           | 57.75%            | 20,420         | 24,851         | 1,032         | 87           | 88           | 57           | 77           | 34           | 46,646         | 2,826         | 49,472         |
| XXI          | San Nicolás de los Garza | 98,202           | 64.88%            | 21,461         | 34,511         | 1,421         | 105          | 194          | 50           | 74           | 48           | 57,864         | 5,847         | 63,711         |
| XXII         | San Nicolás de los Garza | 73,394           | 61.46%            | 19,621         | 22,424         | 1,080         | 67           | 77           | 68           | 53           | 36           | 43,426         | 1,680         | 45,106         |
| XXIII        | San Nicolás de los Garza | 70,030           | 56.08%            | 10,137         | 25,385         | 848           | 101          | 91           | 60           | 73           | 48           | 36,743         | 2,529         | 39,272         |
| XXIV         | Lampa                    | 31,041           | 56.85%            | 1,891          | 13,608         | 1,191         | 75           | 84           | 35           | 20           | 14           | 16,918         | 728           | 17,646         |
| XXV          | Allende                  | 53,905           | 55.46%            | 6,305          | 20,734         | 1,357         | 68           | 30           | 59           | 9            | 168          | 28,730         | 1,167         | 29,897         |
| XXVI         | Alambarri                | 29,643           | 51.96%            | 661            | 14,260         | 119           | 49           | 14           | 32           | 26           | 20           | 15,181         | 222           | 15,403         |
| <b>TOTAL</b> |                          | <b>1,557,097</b> | <b>60.09%</b>     | <b>294,325</b> | <b>561,186</b> | <b>25,517</b> | <b>2,153</b> | <b>1,981</b> | <b>1,129</b> | <b>1,601</b> | <b>1,534</b> | <b>889,426</b> | <b>46,221</b> | <b>935,647</b> |

Fuente: Comisión Estatal Electoral de Nuevo León, comunicación directa 1991

# NUEVO LEÓN

## Resultados Electorales de Gobernador, 1997

| No.          | Distrito                 | Lista Nominal    | % Part. Ciudadana | VOTOS EMITIDOS |                |               |              |              |              |               | Votos Válidos    | Votos Nulos   | Total Votos      |
|--------------|--------------------------|------------------|-------------------|----------------|----------------|---------------|--------------|--------------|--------------|---------------|------------------|---------------|------------------|
|              |                          |                  |                   | PAN            | PRI            | PRD           | PPS          | PFCRN        | PDM_UNO      | PT            |                  |               |                  |
| I            | Monterrey                | 89,313           | 70.53%            | 23,009         | 31,017         | 1,765         | 154          | 117          | 118          | 5,458         | 61,638           | 1,357         | 62,995           |
| II           | Monterrey                | 82,776           | 68.19%            | 16,551         | 26,599         | 1,279         | 138          | 116          | 136          | 9,804         | 54,623           | 1,823         | 56,446           |
| III          | Monterrey                | 88,599           | 73.23%            | 31,488         | 23,998         | 2,684         | 68           | 150          | 142          | 5,354         | 63,884           | 999           | 64,883           |
| IV           | Monterrey                | 78,415           | 77.87%            | 33,648         | 21,634         | 2,115         | 63           | 49           | 247          | 2,532         | 60,288           | 772           | 61,060           |
| V            | Monterrey                | 76,822           | 68.50%            | 25,793         | 21,096         | 1,856         | 68           | 55           | 154          | 2,847         | 51,869           | 752           | 52,621           |
| VI           | Monterrey                | 77,103           | 66.78%            | 25,402         | 19,741         | 1,924         | 58           | 95           | 142          | 3,186         | 50,548           | 944           | 51,492           |
| VII          | Monterrey                | 76,914           | 75.29%            | 32,881         | 18,970         | 2,317         | 45           | 51           | 208          | 2,543         | 57,015           | 892           | 57,907           |
| VIII         | Monterrey                | 76,550           | 73.64%            | 25,699         | 24,436         | 2,267         | 115          | 94           | 134          | 2,565         | 55,310           | 1,060         | 56,370           |
| IX           | San Nicolás de los Garza | 85,495           | 72.53%            | 37,571         | 17,766         | 2,092         | 55           | 111          | 148          | 3,473         | 61,216           | 797           | 62,013           |
| X            | San Nicolás de los Garza | 81,342           | 74.33%            | 34,468         | 19,351         | 1,905         | 63           | 91           | 100          | 3,521         | 59,499           | 966           | 60,465           |
| XI           | San Nicolás de los Garza | 87,122           | 75.34%            | 38,342         | 20,185         | 2,329         | 60           | 59           | 133          | 3,784         | 64,892           | 742           | 65,634           |
| XII          | Guadalupe                | 85,892           | 71.81%            | 32,922         | 22,455         | 2,084         | 84           | 146          | 275          | 2,651         | 60,617           | 1,060         | 61,677           |
| XIII         | Guadalupe                | 75,961           | 68.05%            | 24,631         | 21,253         | 1,508         | 54           | 100          | 117          | 2,611         | 50,274           | 1,420         | 51,694           |
| XIV          | Guadalupe                | 90,983           | 74.14%            | 34,019         | 27,196         | 1,830         | 85           | 141          | 118          | 2,973         | 66,362           | 1,090         | 67,452           |
| XV           | Guadalupe                | 82,308           | 72.70%            | 33,372         | 20,217         | 2,316         | 41           | 75           | 144          | 2,751         | 58,916           | 918           | 59,834           |
| XVI          | Apodaca                  | 89,678           | 69.58%            | 28,773         | 27,133         | 1,471         | 83           | 139          | 100          | 3,217         | 60,916           | 1,482         | 62,398           |
| XVII         | General Escobedo         | 78,210           | 77.91%            | 24,496         | 29,799         | 1,736         | 51           | 164          | 89           | 3,495         | 59,830           | 1,100         | 60,930           |
| XVIII        | San Pedro Garza García   | 85,403           | 77.17%            | 38,027         | 23,680         | 1,273         | 65           | 70           | 352          | 1,952         | 65,419           | 486           | 65,905           |
| XIX          | Santa Catarina           | 84,923           | 71.75%            | 29,085         | 24,797         | 2,231         | 69           | 103          | 326          | 2,857         | 59,468           | 1,464         | 60,932           |
| XX           | Hidalgo                  | 35,895           | 80.43%            | 10,118         | 13,541         | 2,427         | 85           | 68           | 13           | 2,078         | 28,330           | 539           | 28,869           |
| XXI          | Sabinas Hidalgo          | 36,556           | 69.94%            | 7,929          | 15,327         | 625           | 25           | 63           | 21           | 1,014         | 25,004           | 564           | 25,568           |
| XXII         | China                    | 52,725           | 74.34%            | 15,390         | 21,225         | 540           | 44           | 49           | 136          | 1,068         | 38,452           | 746           | 39,198           |
| XXIII        | Cadereyta Jiménez        | 52,652           | 75.39%            | 16,148         | 18,909         | 607           | 76           | 134          | 92           | 2,803         | 38,769           | 925           | 39,694           |
| XXIV         | Montemorelos             | 52,320           | 75.57%            | 18,512         | 18,652         | 318           | 82           | 35           | 78           | 947           | 38,624           | 914           | 39,538           |
| XXV          | Linares                  | 42,057           | 73.36%            | 15,460         | 13,734         | 223           | 81           | 72           | 24           | 488           | 30,082           | 772           | 30,854           |
| XXVI         | Galeana                  | 53,894           | 63.51%            | 3,259          | 24,751         | 969           | 54           | 263          | 54           | 3,174         | 32,524           | 1,703         | 34,227           |
| <b>TOTAL</b> |                          | <b>1,899,908</b> | <b>72.67%</b>     | <b>656,993</b> | <b>567,462</b> | <b>42,691</b> | <b>1,866</b> | <b>2,610</b> | <b>3,601</b> | <b>79,146</b> | <b>1,354,369</b> | <b>26,287</b> | <b>1,380,656</b> |

Fuente: Comisión Estatal Electoral de Nuevo León, comunicación directa 1997

## NUEVO LEON

### Resultados Electorales de Gobernador, 2003

| No.          | Distrito                 | Lista Nominal    | % Part. Ciudadana | VOTOS EMITIDOS |                |               |               |              |              | Votos Válidos    | Votos Nulos   | Total Votos      |
|--------------|--------------------------|------------------|-------------------|----------------|----------------|---------------|---------------|--------------|--------------|------------------|---------------|------------------|
|              |                          |                  |                   | PAN            | AC             | PRD           | PT            | PSN          | PMP          |                  |               |                  |
| I            | Monterrey                | 89,313           | 81.56%            | 17,932         | <b>48,383</b>  | 522           | 3,506         | 99           | 143          | 70,585           | 2,261         | 72,846           |
| II           | Monterrey                | 82,776           | 66.89%            | 10,117         | <b>37,109</b>  | 337           | 5,016         | 73           | 119          | 52,771           | 2,599         | 55,370           |
| III          | Monterrey                | 88,599           | 70.32%            | 21,270         | <b>34,429</b>  | 559           | 3,877         | 138          | 181          | 60,454           | 1,845         | 62,299           |
| IV           | Monterrey                | 78,415           | 76.78%            | 26,586         | <b>29,202</b>  | 530           | 1,993         | 158          | 354          | 58,823           | 1,387         | 60,210           |
| V            | Monterrey                | 76,822           | 64.89%            | 15,746         | <b>28,489</b>  | 488           | 2,469         | 130          | 179          | 47,501           | 2,348         | 49,849           |
| VI           | Monterrey                | 77,103           | 59.53%            | 14,680         | <b>26,896</b>  | 405           | 2,425         | 9            | 109          | 44,524           | 1,372         | 45,896           |
| VII          | Monterrey                | 76,914           | 69.42%            | 22,886         | <b>25,835</b>  | 636           | 2,459         | 162          | 265          | 52,243           | 1,149         | 53,392           |
| VIII         | Monterrey                | 76,550           | 77.00%            | 20,566         | <b>33,138</b>  | 580           | 2,433         | 139          | 227          | 57,083           | 1,859         | 58,942           |
| IX           | San Nicolás de los Garza | 85,495           | 72.69%            | 26,685         | <b>29,796</b>  | 468           | 3,611         | 120          | 125          | 60,805           | 1,342         | 62,147           |
| X            | San Nicolás de los Garza | 81,342           | 75.39%            | 25,967         | <b>29,959</b>  | 522           | 3,122         | 123          | 185          | 59,878           | 1,446         | 61,324           |
| XI           | San Nicolás de los Garza | 87,122           | 74.61%            | 29,337         | <b>30,091</b>  | 679           | 3,275         | 142          | 216          | 63,740           | 1,266         | 65,006           |
| XII          | Guadalupe                | 85,892           | 73.03%            | 22,360         | <b>34,729</b>  | 611           | 2,984         | 117          | 195          | 60,996           | 1,735         | 62,731           |
| XIII         | Guadalupe                | 75,961           | 73.07%            | 16,628         | <b>33,327</b>  | 629           | 2,973         | 122          | 105          | 53,784           | 1,718         | 55,502           |
| XIV          | Guadalupe                | 90,983           | 77.04%            | 23,741         | <b>39,789</b>  | 658           | 3,748         | 145          | 173          | 68,254           | 1,840         | 70,094           |
| XV           | Guadalupe                | 82,308           | 68.78%            | 21,963         | <b>28,864</b>  | 530           | 3,134         | 135          | 152          | 54,778           | 1,833         | 56,611           |
| XVI          | Apodaca                  | 89,678           | 96.03%            | 22,197         | <b>56,749</b>  | 732           | 4,098         | 135          | 154          | 84,065           | 2,053         | 86,118           |
| XVII         | General Escobedo         | 78,210           | 94.13%            | 20,153         | <b>46,721</b>  | 629           | 3,966         | 110          | 181          | 71,760           | 1,859         | 73,619           |
| XVIII        | San Pedro Garza García   | 85,403           | 78.07%            | 30,674         | <b>32,347</b>  | 331           | 1,613         | 111          | 236          | 65,312           | 1,359         | 66,671           |
| XIX          | Santa Catarina           | 84,923           | 77.43%            | 21,452         | <b>39,075</b>  | 478           | 2,940         | 113          | 132          | 64,190           | 1,565         | 65,755           |
| XX           | Hidalgo                  | 35,895           | 110.19%           | 11,248         | <b>23,196</b>  | 1,698         | 1,953         | 46           | 32           | 38,173           | 1,378         | 39,551           |
| XXI          | Sabinas Hidalgo          | 36,556           | 79.10%            | 10,554         | <b>16,746</b>  | 318           | 681           | 15           | 22           | 28,336           | 579           | 28,915           |
| XXII         | China                    | 52,725           | 100.87%           | 17,306         | <b>31,017</b>  | 1,463         | 1,290         | 35           | 56           | 51,167           | 2,015         | 53,182           |
| XXIII        | Cadereyta Jiménez        | 52,652           | 76.48%            | 11,111         | <b>25,817</b>  | 428           | 1,590         | 55           | 64           | 39,065           | 1,203         | 40,268           |
| XXIV         | Montemorelos             | 52,320           | 71.80%            | 11,215         | <b>23,729</b>  | 294           | 1,012         | 38           | 50           | 36,338           | 1,228         | 37,566           |
| XXV          | Linares                  | 42,057           | 75.10%            | 14,480         | <b>15,233</b>  | 414           | 430           | 20           | 31           | 30,608           | 975           | 31,583           |
| XXVI         | Galeana                  | 53,894           | 70.76%            | 5,119          | <b>23,901</b>  | 268           | 6,022         | 27           | 24           | 35,361           | 2,775         | 38,136           |
| <b>TOTAL</b> |                          | <b>1,899,908</b> | <b>76.51%</b>     | <b>491,973</b> | <b>824,567</b> | <b>15,207</b> | <b>72,620</b> | <b>2,517</b> | <b>3,710</b> | <b>1,410,594</b> | <b>42,989</b> | <b>1,453,583</b> |

**Alianza Ciudadana: PRI-PVEM-PLM-PFC**

**Fuente:** <http://www.cee-nl.org.mx> (Fecha de Consulta: 20-Oct-2005)

# Elecciones de Diputados Locales



# NUEVO LEÓN

## Resultados Electorales de Diputados Locales, 1997

| No.          | Distrito                 | Lista Nominal    | % Part. Ciudadana | VOTOS EMITIDOS |                |               |              |              |              |               | Votos Válidos    | Votos Nulos   | Total Votos      |
|--------------|--------------------------|------------------|-------------------|----------------|----------------|---------------|--------------|--------------|--------------|---------------|------------------|---------------|------------------|
|              |                          |                  |                   | PAN            | PRI            | PRD           | PPS          | PFCRN        | PDM_UNO      | PT            |                  |               |                  |
| I            | Monterrey                | 89,313           | 70.45%            | 22,621         | <b>29,845</b>  | 1,912         | 230          | 236          | 126          | 6,389         | 61,359           | 1,566         | 62,925           |
| II           | Monterrey                | 82,776           | 67.60%            | 15,852         | <b>25,320</b>  | 1,237         | 212          | 135          | 164          | 11,170        | 54,090           | 1,870         | 55,960           |
| III          | Monterrey                | 88,599           | 73.23%            | <b>32,237</b>  | 22,324         | 2,885         | 124          | 285          | 150          | 5,739         | 63,744           | 1,135         | 64,879           |
| IV           | Monterrey                | 78,415           | 78.11%            | <b>33,629</b>  | 21,811         | 2,339         | 111          | 122          | 194          | 2,217         | 60,423           | 829           | 61,252           |
| V            | Monterrey                | 76,822           | 68.60%            | <b>26,364</b>  | 20,453         | 1,949         | 112          | 146          | 187          | 2,637         | 51,848           | 850           | 52,698           |
| VI           | Monterrey                | 77,103           | 66.44%            | <b>26,194</b>  | 18,105         | 2,057         | 80           | 161          | 167          | 3,427         | 50,191           | 1,034         | 51,225           |
| VII          | Monterrey                | 76,914           | 74.24%            | <b>31,916</b>  | 19,085         | 2,861         | 83           | 160          | 272          | 1,817         | 56,194           | 907           | 57,101           |
| VIII         | Monterrey                | 76,550           | 72.96%            | <b>26,448</b>  | 22,648         | 2,686         | 162          | 143          | 159          | 2,330         | 54,576           | 1,273         | 55,849           |
| IX           | San Nicolás de los Garza | 85,495           | 72.16%            | <b>38,956</b>  | 16,116         | 1,929         | 108          | 169          | 445          | 3,167         | 60,890           | 801           | 61,691           |
| X            | San Nicolás de los Garza | 81,342           | 73.75%            | <b>35,304</b>  | 17,179         | 1,919         | 98           | 177          | 82           | 3,580         | 58,339           | 1,653         | 59,992           |
| XI           | San Nicolás de los Garza | 87,122           | 75.31%            | <b>37,982</b>  | 19,871         | 2,457         | 91           | 153          | 137          | 3,676         | 64,367           | 1,248         | 65,615           |
| XII          | Guadalupe                | 85,892           | 71.36%            | <b>35,178</b>  | 19,903         | 2,233         | 127          | 185          | 209          | 2,414         | 60,249           | 1,041         | 61,290           |
| XIII         | Guadalupe                | 75,961           | 68.58%            | <b>24,051</b>  | 22,543         | 1,558         | 78           | 121          | 170          | 2,501         | 51,022           | 1,069         | 52,091           |
| XIV          | Guadalupe                | 90,983           | 72.32%            | <b>34,576</b>  | 24,335         | 1,963         | 142          | 924          | 127          | 2,493         | 64,560           | 1,239         | 65,799           |
| XV           | Guadalupe                | 82,308           | 72.55%            | <b>33,166</b>  | 19,379         | 3,833         | 71           | 168          | 121          | 2,103         | 58,841           | 871           | 59,712           |
| XVI          | Apodaca                  | 89,678           | 70.08%            | 27,996         | <b>28,493</b>  | 1,427         | 123          | 175          | 104          | 3,052         | 61,370           | 1,476         | 62,846           |
| XVII         | General Escobedo         | 78,210           | 78.18%            | 22,739         | <b>30,687</b>  | 1,893         | 90           | 191          | 122          | 3,342         | 59,064           | 2,079         | 61,143           |
| XVIII        | San Pedro Garza García   | 85,403           | 77.65%            | <b>39,504</b>  | 22,343         | 1,327         | 68           | 102          | 182          | 1,903         | 65,429           | 888           | 66,317           |
| XIX          | Santa Catarina           | 84,923           | 71.12%            | <b>30,479</b>  | 21,913         | 2,906         | 107          | 150          | 530          | 3,082         | 59,167           | 1,230         | 60,397           |
| XX           | Hidalgo                  | 35,895           | 84.99%            | 10,228         | <b>13,901</b>  | 3,020         | 119          | 280          | 16           | 2,228         | 29,792           | 714           | 30,506           |
| XXI          | Sabinas Hidalgo          | 36,556           | 70.40%            | 7,113          | <b>15,787</b>  | 789           | 31           | 91           | 12           | 1,337         | 25,160           | 577           | 25,737           |
| XXII         | China                    | 52,725           | 74.29%            | 15,377         | <b>20,879</b>  | 578           | 43           | 89           | 182          | 1,185         | 38,333           | 836           | 39,169           |
| XXIII        | Cadereyta Jiménez        | 52,652           | 73.95%            | <b>16,915</b>  | 15,908         | 825           | 69           | 219          | 185          | 3,928         | 38,049           | 886           | 38,935           |
| XXIV         | Montemorelos             | 52,320           | 75.53%            | <b>18,692</b>  | 18,038         | 393           | 126          | 50           | 154          | 1,047         | 38,500           | 1,018         | 39,518           |
| XXV          | Linares                  | 42,057           | 73.37%            | <b>15,843</b>  | 13,155         | 269           | 90           | 72           | 42           | 566           | 30,037           | 822           | 30,859           |
| XXVI         | Galeana                  | 53,894           | 65.61%            | 3,660          | <b>24,302</b>  | 1,098         | 71           | 340          | 75           | 3,804         | 33,350           | 2,011         | 35,361           |
| <b>TOTAL</b> |                          | <b>1,899,908</b> | <b>72.58%</b>     | <b>663,020</b> | <b>544,323</b> | <b>48,343</b> | <b>2,766</b> | <b>5,044</b> | <b>4,314</b> | <b>81,134</b> | <b>1,348,944</b> | <b>29,923</b> | <b>1,378,867</b> |

Fuente: Comisión Estatal Electoral de Nuevo León, comunicación directa 1997

## NUEVO LEÓN

### Resultados Electorales de Diputados Locales, 2000

| No.          | Municipio                | Lista Nominal    | % de Partic.  | VOTOS EMITIDOS |                |               |               |               |               |              |              | Votos Validos    | Votos Nulos   | Total Votos      |
|--------------|--------------------------|------------------|---------------|----------------|----------------|---------------|---------------|---------------|---------------|--------------|--------------|------------------|---------------|------------------|
|              |                          |                  |               | PAN            | PRI            | AxNL          | PT            | PVEM          | PCD           | PARM         | PDS          |                  |               |                  |
| I            | Monterrey                | 116,826          | 58.61%        | 26,372         | <b>31,262</b>  | 842           | 5,247         | 453           | 657           | 120          | 357          | 65,310           | 3,161         | 68,471           |
| II           | Monterrey                | 101,971          | 56.85%        | 18,550         | <b>25,830</b>  | 762           | 8,610         | 329           | 540           | 104          | 228          | 54,953           | 3,022         | 57,975           |
| III          | Monterrey                | 105,445          | 65.08%        | <b>34,175</b>  | 22,682         | 1,164         | 6,612         | 498           | 814           | 93           | 604          | 66,642           | 1,981         | 68,623           |
| IV           | Monterrey                | 93,301           | 70.41%        | <b>35,372</b>  | 22,238         | 1,542         | 3,453         | 719           | 1,134         | 151          | 0            | 64,609           | 1,084         | 65,693           |
| V            | Monterrey                | 84,359           | 64.68%        | <b>25,136</b>  | 18,317         | 1,003         | 7,556         | 243           | 368           | 51           | 407          | 53,081           | 1,480         | 54,561           |
| VI           | Monterrey                | 83,777           | 62.93%        | <b>27,210</b>  | 17,840         | 1,393         | 3,117         | 508           | 630           | 124          | 0            | 50,822           | 1,897         | 52,719           |
| VII          | Monterrey                | 87,619           | 69.47%        | <b>35,762</b>  | 17,561         | 2,072         | 2,377         | 622           | 855           | 93           | 0            | 59,342           | 1,530         | 60,872           |
| VIII         | Monterrey                | 97,307           | 63.87%        | <b>29,231</b>  | 25,787         | 1,826         | 2,468         | 608           | 662           | 91           | 0            | 60,673           | 1,474         | 62,147           |
| IX           | San Nicolás de los Garza | 106,114          | 64.56%        | <b>44,058</b>  | 16,680         | 1,390         | 3,024         | 582           | 752           | 94           | 11           | 66,591           | 1,914         | 68,505           |
| X            | San Nicolás de los Garza | 101,253          | 64.38%        | <b>38,992</b>  | 18,267         | 1,437         | 2,944         | 473           | 1,073         | 91           | 496          | 63,773           | 1,412         | 65,185           |
| XI           | San Nicolás de los Garza | 107,683          | 68.18%        | <b>43,884</b>  | 19,580         | 3,148         | 3,202         | 425           | 1,128         | 78           | 720          | 72,165           | 1,255         | 73,420           |
| XII          | Guadalupe                | 107,239          | 62.44%        | <b>35,401</b>  | 23,639         | 1,659         | 2,788         | 567           | 1,179         | 98           | 0            | 65,331           | 1,626         | 66,957           |
| XIII         | Guadalupe                | 101,096          | 57.95%        | <b>28,036</b>  | 22,817         | 1,611         | 3,105         | 318           | 487           | 85           | 310          | 56,769           | 1,821         | 58,590           |
| XIV          | Guadalupe                | 121,272          | 63.64%        | <b>37,718</b>  | 27,722         | 1,392         | 3,592         | 3,372         | 825           | 177          | 556          | 75,354           | 1,819         | 77,173           |
| XV           | Guadalupe                | 94,212           | 66.72%        | <b>36,285</b>  | 19,924         | 1,462         | 2,218         | 401           | 628           | 75           | 507          | 61,500           | 1,362         | 62,862           |
| XVI          | Apodaca                  | 140,661          | 59.22%        | 30,638         | <b>44,780</b>  | 920           | 2,691         | 430           | 699           | 186          | 451          | 80,795           | 2,506         | 83,301           |
| XVII         | General Escobedo         | 132,450          | 57.33%        | 33,018         | <b>33,092</b>  | 1,875         | 3,818         | 506           | 595           | 120          | 549          | 73,573           | 2,362         | 75,935           |
| XVIII        | San Pedro Garza García   | 105,937          | 68.68%        | <b>41,716</b>  | 24,823         | 871           | 1,776         | 534           | 1,539         | 112          | 12           | 71,383           | 1,370         | 72,753           |
| XIX          | Santa Catarina           | 110,356          | 59.60%        | <b>37,415</b>  | 20,509         | 1,086         | 3,065         | 395           | 940           | 85           | 355          | 63,850           | 1,918         | 65,768           |
| XX           | Hidalgo                  | 52,462           | 68.07%        | 10,005         | <b>13,844</b>  | 7,017         | 3,105         | 117           | 188           | 40           | 64           | 34,380           | 1,332         | 35,712           |
| XXI          | Sabinas Hidalgo          | 43,386           | 67.55%        | 12,614         | <b>13,358</b>  | 723           | 1,282         | 59            | 72            | 19           | 315          | 28,442           | 867           | 29,309           |
| XXII         | China                    | 74,787           | 61.32%        | 17,795         | <b>23,170</b>  | 1,017         | 1,451         | 109           | 939           | 33           | 0            | 44,514           | 1,345         | 45,859           |
| XXIII        | Cadereyta Jiménez        | 65,806           | 65.67%        | 17,283         | <b>19,997</b>  | 636           | 3,495         | 154           | 176           | 73           | 244          | 42,058           | 1,154         | 43,212           |
| XXIV         | Montemorelos             | 64,035           | 63.96%        | 16,219         | <b>20,740</b>  | 545           | 1,100         | 591           | 280           | 37           | 139          | 39,651           | 1,307         | 40,958           |
| XXV          | Linares                  | 50,452           | 62.64%        | 8,744          | <b>16,823</b>  | 738           | 1,016         | 2,546         | 213           | 159          | 57           | 30,296           | 1,305         | 31,601           |
| XXVI         | Galeana                  | 63,680           | 58.61%        | 6,073          | <b>25,152</b>  | 784           | 3,213         | 38            | 45            | 25           | 0            | 35,330           | 1,996         | 37,326           |
| <b>TOTAL</b> |                          | <b>2,413,486</b> | <b>63.21%</b> | <b>727,702</b> | <b>586,434</b> | <b>38,915</b> | <b>86,325</b> | <b>15,597</b> | <b>17,418</b> | <b>2,414</b> | <b>6,382</b> | <b>1,481,187</b> | <b>44,300</b> | <b>1,525,487</b> |

Nota: ALIANZA NUEVO LEON = PRD, PAS, PSN, CD

Fuente: <http://www.cee-nl.org.mx> (Fecha de Consulta: 4-Oct-2005)



# NUEVO LEÓN

## Resultados Electorales de Diputados Locales, 2003





| No.          | Municipio                | Lista Nominal    | % de Partic.  | VOTOS EMITIDOS |                |               |               |              |              |               |              | Votos Validos    | Votos Nulos   | Total Votos      |
|--------------|--------------------------|------------------|---------------|----------------|----------------|---------------|---------------|--------------|--------------|---------------|--------------|------------------|---------------|------------------|
|              |                          |                  |               | PAN            | AC             | PRD           | PT            | PSN          | PAS          | CPPN          | PMP          |                  |               |                  |
| I            | Monterrey                | 141,936          | 49.23%        | 18,094         | 42,559         | 1,644         | 3,985         | 211          |              | 1,328         |              | 67,821           | 2,053         | 69,874           |
| II           | Monterrey                | 110,560          | 47.69%        | 9,261          | 32,635         | 535           | 6,744         | 55           | 53           | 561           | 220          | 50,064           | 2,665         | 52,729           |
| III          | Monterrey                | 110,763          | 55.91%        | 22,592         | 29,707         | 1,452         | 4,441         | 277          | 128          | 890           | 494          | 59,981           | 1,946         | 61,927           |
| IV           | Monterrey                | 99,740           | 60.19%        | 25,043         | 23,050         | 829           | 4,193         |              |              | 5,661         |              | 58,776           | 1,255         | 60,031           |
| V            | Monterrey                | 87,264           | 56.08%        | 16,638         | 23,414         | 1,432         | 1,918         | 168          | 106          | 2,967         | 419          | 47,062           | 1,877         | 48,939           |
| VI           | Monterrey                | 85,359           | 53.90%        | 15,316         | 24,397         | 865           | 2,563         | 149          | 130          | 562           | 317          | 44,299           | 1,712         | 46,011           |
| VII          | Monterrey                | 91,771           | 58.08%        | 24,014         | 21,444         | 1,568         | 2,411         | 630          | 117          | 1,140         | 724          | 52,048           | 1,255         | 53,303           |
| VIII         | Monterrey                | 107,544          | 53.08%        | 21,865         | 26,383         | 2,718         | 2,183         | 152          | 753          | 1,304         |              | 55,358           | 1,726         | 57,084           |
| IX           | San Nicolás de los Garza | 114,383          | 54.23%        | 30,519         | 23,904         | 1,180         | 3,167         | 167          | 308          | 1,343         |              | 60,588           | 1,439         | 62,027           |
| X            | San Nicolás de los Garza | 111,138          | 54.89%        | 29,119         | 24,623         | 1,194         | 3,226         | 110          | 161          | 675           | 398          | 59,506           | 1,501         | 61,007           |
| XI           | San Nicolás de los Garza | 115,760          | 56.06%        | 32,248         | 24,965         | 1,787         | 3,414         | 178          | 185          | 835           |              | 63,612           | 1,282         | 64,894           |
| XII          | Guadalupe                | 118,231          | 52.94%        | 24,977         | 29,837         | 1,662         | 2,972         | 166          | 391          | 784           |              | 60,789           | 1,804         | 62,593           |
| XIII         | Guadalupe                | 116,555          | 47.13%        | 18,282         | 29,252         | 1,416         | 2,817         | 151          | 327          | 688           |              | 52,933           | 2,004         | 54,937           |
| XIV          | Guadalupe                | 135,773          | 50.56%        | 26,526         | 34,406         | 1,463         | 3,339         | 230          |              | 1,006         |              | 66,970           | 1,676         | 68,646           |
| XV           | Guadalupe                | 98,605           | 57.37%        | 24,430         | 24,671         | 1,688         | 2,685         | 220          |              | 1,048         |              | 54,742           | 1,826         | 56,568           |
| XVI          | Apodaca                  | 174,678          | 48.91%        | 21,366         | 55,663         | 1,963         | 3,857         | 330          | 305          |               |              | 83,484           | 1,948         | 85,432           |
| XVII         | General Escobedo         | 153,411          | 47.16%        | 17,985         | 47,158         | 992           | 2,886         | 97           | 67           | 563           | 371          | 70,119           | 2,225         | 72,344           |
| XVIII        | San Pedro Garza García   | 114,738          | 57.84%        | 30,230         | 31,619         | 863           | 1,569         | 177          |              | 589           |              | 65,047           | 1,317         | 66,364           |
| XIX          | Santa Catarina           | 126,210          | 52.20%        | 24,469         | 35,221         | 1,072         | 2,448         | 184          | 193          | 652           |              | 64,239           | 1,640         | 65,879           |
| XX           | Hidalgo                  | 61,572           | 64.29%        | 12,560         | 19,436         | 3,647         | 2,233         | 276          |              |               |              | 38,152           | 1,431         | 39,583           |
| XXI          | Sabinas Hidalgo          | 47,347           | 61.01%        | 11,035         | 15,098         | 951           | 1,173         | 39           |              |               |              | 28,296           | 590           | 28,886           |
| XXII         | China                    | 88,341           | 59.65%        | 17,719         | 28,813         | 2,599         | 1,462         | 89           | 112          |               |              | 50,794           | 1,897         | 52,691           |
| XXIII        | Cadereyta Jiménez        | 74,936           | 53.69%        | 13,077         | 22,352         | 962           | 2,588         | 158          |              |               |              | 39,137           | 1,094         | 40,231           |
| XXIV         | Montemorelos             | 69,208           | 54.48%        | 11,661         | 21,286         | 552           | 1,867         |              | 1,015        |               |              | 36,381           | 1,325         | 37,706           |
| XXV          | Linares                  | 55,895           | 55.00%        | 14,524         | 13,972         | 259           | 689           | 47           |              | 263           |              | 29,754           | 989           | 30,743           |
| XXVI         | Galeana                  | 65,625           | 58.32%        | 5,303          | 21,980         | 545           | 7,693         |              |              |               |              | 35,521           | 2,749         | 38,270           |
| <b>TOTAL</b> |                          | <b>2,677,343</b> | <b>53.74%</b> | <b>518,853</b> | <b>727,845</b> | <b>35,838</b> | <b>78,523</b> | <b>4,261</b> | <b>4,351</b> | <b>22,859</b> | <b>2,943</b> | <b>1,395,473</b> | <b>43,226</b> | <b>1,438,699</b> |

Fuente: <http://www.cee-nl.org.mx> (Fecha de Consulta: 4-Oct-2005)

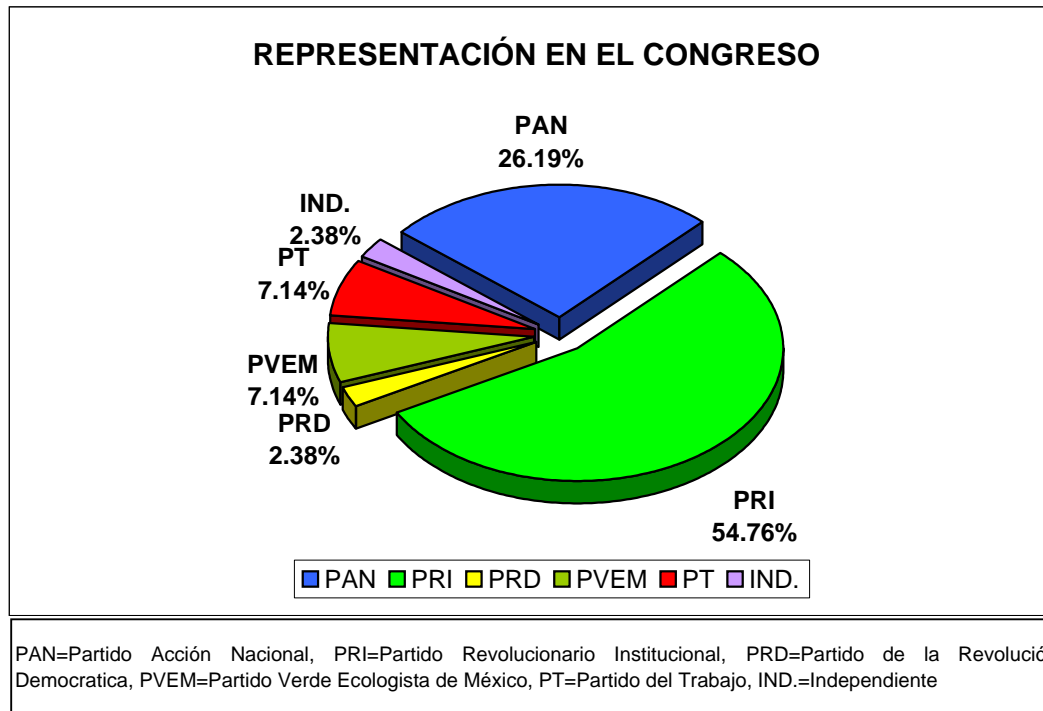
# Composición de los Congresos Locales



**NUEVO LEÓN**  
**COMPOSICIÓN POLÍTICA DEL CONGRESO ESTATAL**  
 LEGISLATURA LXX (septiembre 2003-2006)

| Diputados Electos por:      |  |  |  |  |  | IND.     | TOTAL     |
|-----------------------------|---|--|---|---|---|----------|-----------|
| Mayoría Relativa            | 6   | 18   |   | 2   |   |          | 26        |
| Representación Proporcional | 5   | 5  | 1   | 1   | 3   | 1        | 16        |
| <b>Total de Diputados</b>   | <b>11</b>   | <b>23</b>  | <b>1</b>  | <b>3</b>  | <b>3</b>  | <b>1</b> | <b>42</b> |

Fuente: <http://www.congreso-nl.gob.mx/> (consulta 7-nov-2005)



Liga a la Ley Electoral del Estado de Nuevo León  
[http://www.trife.gob.mx/bib\\_dig/estados/nuev/nuev\\_le.pdf](http://www.trife.gob.mx/bib_dig/estados/nuev/nuev_le.pdf)



# Elecciones municipales

# NUEVO LEÓN

## Resultados Electorales de Ayuntamientos, 1997

| No. | Municipio              | Lista Nominal | % Part. Ciudadana | VOTOS EMITIDOS |        |       |     |        |     |     | Votos Válidos | Votos Nulos | Total Votos |
|-----|------------------------|---------------|-------------------|----------------|--------|-------|-----|--------|-----|-----|---------------|-------------|-------------|
|     |                        |               |                   | PAN            | PRI    | CD    | PC  | PT     | PPS | PPS |               |             |             |
| 1   | Abasolo                | 1,201         | 83.01%            | 277            | 548    | 0     | 12  | 154    | 0   | 0   | 991           | 6           | 997         |
| 2   | Agualeguas             | 3,020         | 64.34%            | 747            | 1,124  | 29    | 4   | 13     | 0   | 0   | 1,917         | 26          | 1,943       |
| 3   | Aldamas, Los           | 1,972         | 54.61%            | 441            | 618    | 0     | 0   | 0      | 0   | 0   | 1,059         | 18          | 1,077       |
| 4   | Allende                | 15,686        | 69.30%            | 5,455          | 4,840  | 0     | 0   | 361    | 0   | 0   | 10,656        | 215         | 10,871      |
| 5   | Anáhuac                | 10,727        | 66.25%            | 2,541          | 4,322  | 27    | 20  | 53     | 0   | 0   | 6,963         | 144         | 7,107       |
| 6   | Apodaca                | 108,062       | 58.19%            | 27,787         | 29,322 | 1,341 | 146 | 2,694  | 107 | 9   | 61,406        | 1,475       | 62,881      |
| 7   | Aramberri              | 8,109         | 68.26%            | 541            | 3,945  | 150   | 0   | 565    | 0   | 78  | 5,279         | 256         | 5,535       |
| 8   | Bustamante             | 2,158         | 80.86%            | 698            | 525    | 0     | 0   | 506    | 0   | 0   | 1,729         | 16          | 1,745       |
| 9   | Cadereyta Jiménez      | 37,046        | 65.20%            | 10,580         | 10,597 | 264   | 141 | 1,844  | 32  | 109 | 23,567        | 587         | 24,154      |
| 10  | Carmen                 | 3,470         | 75.19%            | 1,345          | 1,116  | 13    | 0   | 100    | 0   | 0   | 2,574         | 35          | 2,609       |
| 11  | Cerralvo               | 4,877         | 58.29%            | 680            | 2,003  | 0     | 0   | 84     | 0   | 0   | 2,767         | 76          | 2,843       |
| 12  | Ciénega de Flores      | 4,914         | 66.16%            | 1,773          | 1,254  | 19    | 0   | 175    | 0   | 0   | 3,221         | 30          | 3,251       |
| 13  | China                  | 7,168         | 66.55%            | 1,787          | 2,778  | 72    | 0   | 51     | 0   | 0   | 4,688         | 82          | 4,770       |
| 14  | Dr. Arroyo             | 18,593        | 60.11%            | 708            | 6,868  | 368   | 120 | 2,572  | 0   | 0   | 10,636        | 540         | 11,176      |
| 15  | Dr. Coss               | 1,993         | 70.75%            | 648            | 742    | 0     | 0   | 0      | 0   | 0   | 1,390         | 20          | 1,410       |
| 16  | Dr. González           | 1,670         | 73.83%            | 494            | 652    | 0     | 0   | 52     | 0   | 0   | 1,198         | 35          | 1,233       |
| 17  | Galeana                | 22,465        | 57.80%            | 1,002          | 10,588 | 153   | 152 | 419    | 0   | 0   | 12,314        | 671         | 12,985      |
| 18  | García                 | 11,264        | 65.20%            | 2,009          | 2,321  | 2,582 | 43  | 178    | 8   | 0   | 7,141         | 203         | 7,344       |
| 19  | San Pedro Garza García | 78,452        | 69.77%            | 35,380         | 17,121 | 579   | 65  | 963    | 49  | 1   | 54,158        | 579         | 54,737      |
| 20  | Gral. Bravo            | 3,612         | 64.45%            | 830            | 1,420  | 0     | 9   | 32     | 0   | 0   | 2,291         | 37          | 2,328       |
| 21  | Gral. Escobedo         | 87,345        | 59.26%            | 13,155         | 34,046 | 906   | 150 | 1,960  | 73  | 3   | 50,293        | 1,472       | 51,765      |
| 22  | Gral. Terán            | 9,977         | 67.17%            | 2,894          | 3,398  | 42    | 0   | 190    | 13  | 0   | 6,537         | 165         | 6,702       |
| 23  | Gral. Treviño          | 1,223         | 67.38%            | 348            | 456    | 0     | 0   | 0      | 0   | 0   | 804           | 20          | 824         |
| 24  | Gral. Zaragoza         | 2,718         | 63.39%            | 110            | 1,334  | 146   | 0   | 55     | 0   | 0   | 1,645         | 78          | 1,723       |
| 25  | Gral. Zuazua           | 3,334         | 77.29%            | 1,008          | 1,421  | 0     | 0   | 93     | 0   | 0   | 2,522         | 55          | 2,577       |
| 26  | Guadalupe              | 379,871       | 62.27%            | 134,129        | 80,783 | 5,763 | 582 | 10,324 | 341 | 600 | 232,522       | 4,033       | 236,555     |
| 27  | Herrerias, Los         | 2,108         | 74.05%            | 806            | 709    | 1     | 0   | 22     | 0   | 0   | 1,538         | 23          | 1,561       |
| 28  | Higueras               | 769           | 83.49%            | 262            | 376    | 0     | 0   | 0      | 0   | 0   | 638           | 4           | 642         |
| 29  | Hualahuises            | 4,155         | 73.57%            | 1,533          | 1,443  | 12    | 0   | 30     | 0   | 0   | 3,018         | 39          | 3,057       |
| 30  | Iturbide               | 2,168         | 72.37%            | 178            | 963    | 32    | 0   | 292    | 21  | 0   | 1,486         | 83          | 1,569       |

# NUEVO LEÓN

## Resultados Electorales de Ayuntamientos, 1997

| No.          | Municipio                | Lista Nominal    | % Part. Ciudadana | VOTOS EMITIDOS |                |               |              |               |              |              | Votos Válidos    | Votos Nulos   | Total Votos      |
|--------------|--------------------------|------------------|-------------------|----------------|----------------|---------------|--------------|---------------|--------------|--------------|------------------|---------------|------------------|
|              |                          |                  |                   | PAN            | PRI            | CD            | PC           | PT            | PPS          | PPS          |                  |               |                  |
| 31           | Juárez                   | 20,139           | 58.23%            | 4,505          | <b>5,636</b>   | 227           | 26           | 643           | 26           | 203          | 11,266           | 460           | 11,726           |
| 32           | Lampazos de Naranjo      | 3,002            | 67.02%            | 683            | <b>1,286</b>   | 0             | 0            | 2             | 1            | 0            | 1,972            | 40            | 2,012            |
| 33           | Linares                  | 39,866           | 65.93%            | <b>13,957</b>  | 10,829         | 159           | 72           | 462           | 74           | 6            | 25,559           | 723           | 26,282           |
| 34           | Marín                    | 2,351            | 78.48%            | 899            | <b>914</b>     | 16            | 0            | 0             | 0            | 0            | 1,829            | 16            | 1,845            |
| 35           | Melchor Ocampo           | 784              | 72.83%            | 181            | <b>376</b>     | 0             | 0            | 0             | 0            | 0            | 557              | 14            | 571              |
| 36           | Mier y Noriega           | 3,625            | 68.69%            | 189            | <b>1,964</b>   | 177           | 0            | 82            | 0            | 0            | 2,412            | 78            | 2,490            |
| 37           | Mina                     | 2,557            | 71.06%            | 296            | 518            | 0             | 0            | <b>942</b>    | 10           | 0            | 1,766            | 51            | 1,817            |
| 38           | Montemorelos             | 32,324           | 66.71%            | <b>11,616</b>  | 8,640          | 156           | 13           | 399           | 115          | 113          | 21,052           | 512           | 21,564           |
| 39           | Monterrey                | 721,168          | 63.90%            | <b>207,743</b> | 180,673        | 11,217        | 1,024        | 48,878        | 967          | 1,136        | 451,638          | 9,194         | 460,832          |
| 40           | Parás                    | 980              | 86.73%            | 292            | <b>485</b>     | 0             | 0            | 0             | 0            | 0            | 777              | 73            | 850              |
| 41           | Pesquería                | 5,846            | 71.60%            | 1,656          | <b>2,317</b>   | 44            | 0            | 73            | 0            | 0            | 4,090            | 96            | 4,186            |
| 42           | Ramones, Los             | 3,884            | 63.44%            | <b>1,304</b>   | 1,094          | 3             | 0            | 24            | 0            | 0            | 2,425            | 39            | 2,464            |
| 43           | Rayones                  | 1,842            | 84.04%            | 710            | <b>763</b>     | 22            | 0            | 13            | 0            | 0            | 1,508            | 40            | 1,548            |
| 44           | Sabinas Hidalgo          | 19,737           | 59.30%            | 2,205          | <b>8,050</b>   | 615           | 76           | 545           | 0            | 0            | 11,491           | 213           | 11,704           |
| 45           | Salinas Victoria         | 8,040            | 69.73%            | 2,161          | <b>3,122</b>   | 0             | 3            | 198           | 0            | 0            | 5,484            | 122           | 5,606            |
| 46           | San Nicolás de los Garza | 304,189          | 65.06%            | <b>120,276</b> | 60,127         | 4,914         | 467          | 9,185         | 280          | 15           | 195,264          | 2,644         | 197,908          |
| 47           | Hidalgo                  | 7,917            | 72.53%            | 1,637          | <b>2,315</b>   | 407           | 0            | 1,168         | 128          | 0            | 5,655            | 87            | 5,742            |
| 48           | Santa Catarina           | 116,694          | 62.85%            | <b>34,630</b>  | 31,537         | 1,990         | 194          | 2,251         | 96           | 1,072        | 71,770           | 1,570         | 73,340           |
| 49           | Santiago                 | 21,765           | 70.42%            | <b>6,189</b>   | 5,558          | 378           | 16           | 2,884         | 0            | 0            | 15,025           | 301           | 15,326           |
| 50           | Vallecillo               | 1,549            | 69.01%            | 164            | <b>787</b>     | 22            | 0            | 39            | 0            | 0            | 1,012            | 57            | 1,069            |
| 51           | Villaldama               | 2,849            | 73.85%            | 823            | <b>1,194</b>   | 33            | 0            | 12            | 0            | 0            | 2,062            | 42            | 2,104            |
| <b>TOTAL</b> |                          | <b>2,161,235</b> | <b>63.80%</b>     | <b>662,262</b> | <b>555,818</b> | <b>32,879</b> | <b>3,335</b> | <b>91,582</b> | <b>2,341</b> | <b>3,345</b> | <b>1,351,562</b> | <b>27,395</b> | <b>1,378,957</b> |

Fuente: Comisión Estatal Electoral de Nuevo León, comunicación directa 1997

# NUEVO LEÓN

## Resultados Electorales de Ayuntamientos, 2000

| No. | Municipio              | Lista Nominal | % de Partic. | VOTOS EMITIDOS |        |       |       |       |       |      |     | Votos Validos | Votos Nulos | Total Votos |
|-----|------------------------|---------------|--------------|----------------|--------|-------|-------|-------|-------|------|-----|---------------|-------------|-------------|
|     |                        |               |              | PAN            | PRI    | AxNL  | PT    | PVEM  | PCD   | PARM | PDS |               |             |             |
| 1   | Abasolo                | 1,422         | 74.40%       | 325            | 564    | 61    | 85    | 0     | 0     | 0    | 0   | 1,035         | 23          | 1,058       |
| 2   | Agualeguas             | 3,392         | 68.07%       | 1,179          | 910    | 180   | 0     | 0     | 0     | 0    | 0   | 2,269         | 40          | 2,309       |
| 3   | Aldamas, Los           | 2,173         | 61.07%       | 761            | 554    | 0     | 0     | 0     | 0     | 0    | 0   | 1,315         | 12          | 1,327       |
| 4   | Allende                | 17,702        | 67.91%       | 6,261          | 5,191  | 79    | 230   | 12    | 0     | 0    | 0   | 11,773        | 248         | 12,021      |
| 5   | Anáhuac                | 11,979        | 65.74%       | 3,755          | 3,689  | 180   | 51    | 0     | 0     | 0    | 0   | 7,675         | 200         | 7,875       |
| 6   | Apodaca                | 140,661       | 59.43%       | 28,609         | 48,923 | 832   | 2,027 | 237   | 333   | 124  | 279 | 81,364        | 2,224       | 83,588      |
| 7   | Aramberri              | 8,904         | 65.81%       | 1,065          | 4,250  | 98    | 219   | 0     | 0     | 0    | 0   | 5,632         | 228         | 5,860       |
| 8   | Bustamante             | 2,332         | 83.36%       | 1,215          | 656    | 0     | 0     | 55    | 0     | 0    | 0   | 1,926         | 18          | 1,944       |
| 9   | Cadereyta Jiménez      | 42,031        | 63.62%       | 11,074         | 14,376 | 271   | 384   | 8     | 0     | 0    | 0   | 26,113        | 629         | 26,742      |
| 10  | Carmen                 | 3,920         | 71.10%       | 274            | 1,655  | 621   | 190   | 0     | 0     | 0    | 0   | 2,740         | 47          | 2,787       |
| 11  | Cerralvo               | 5,471         | 64.50%       | 1,577          | 1,890  | 0     | 0     | 0     | 0     | 0    | 0   | 3,467         | 62          | 3,529       |
| 12  | Ciénega de Flores      | 6,052         | 62.64%       | 1,249          | 1,423  | 701   | 278   | 0     | 43    | 0    | 0   | 3,694         | 97          | 3,791       |
| 13  | China                  | 7,884         | 65.74%       | 2,113          | 2,893  | 87    | 0     | 0     | 0     | 0    | 0   | 5,093         | 90          | 5,183       |
| 14  | Dr. Arroyo             | 20,866        | 58.23%       | 1,523          | 6,946  | 173   | 2,710 | 0     | 0     | 0    | 0   | 11,352        | 799         | 12,151      |
| 15  | Dr. Coss               | 2,227         | 65.11%       | 655            | 684    | 77    | 0     | 0     | 0     | 0    | 0   | 1,416         | 34          | 1,450       |
| 16  | Dr. González           | 1,761         | 73.20%       | 340            | 488    | 0     | 386   | 0     | 40    | 0    | 0   | 1,254         | 35          | 1,289       |
| 17  | Galeana                | 24,487        | 53.64%       | 1,293          | 10,782 | 148   | 455   | 0     | 0     | 0    | 0   | 12,678        | 457         | 13,135      |
| 18  | García                 | 14,836        | 61.26%       | 1,033          | 1,915  | 5,560 | 256   | 0     | 63    | 0    | 0   | 8,827         | 262         | 9,089       |
| 19  | San Pedro Garza García | 84,726        | 69.97%       | 33,249         | 21,943 | 631   | 1,671 | 320   | 499   | 0    | 0   | 58,313        | 970         | 59,283      |
| 20  | Gral. Bravo            | 4,087         | 67.53%       | 1,020          | 1,629  | 61    | 0     | 0     | 0     | 0    | 0   | 2,710         | 50          | 2,760       |
| 21  | Gral. Escobedo         | 116,949       | 55.86%       | 25,177         | 34,238 | 990   | 2,225 | 254   | 282   | 0    | 177 | 63,343        | 1,986       | 65,329      |
| 22  | Gral. Terán            | 10,921        | 61.92%       | 1,464          | 4,259  | 0     | 861   | 10    | 0     | 0    | 0   | 6,594         | 168         | 6,762       |
| 23  | Gral. Treviño          | 1,350         | 65.04%       | 59             | 460    | 328   | 0     | 0     | 0     | 0    | 0   | 847           | 31          | 878         |
| 24  | Gral. Zaragoza         | 2,891         | 64.16%       | 353            | 1,318  | 56    | 30    | 0     | 0     | 0    | 0   | 1,757         | 98          | 1,855       |
| 25  | Gral. Zuazua           | 3,647         | 73.62%       | 1,132          | 1,379  | 143   | 0     | 0     | 0     | 0    | 0   | 2,654         | 31          | 2,685       |
| 26  | Guadalupe              | 423,819       | 62.22%       | 146,663        | 92,638 | 4,093 | 9,097 | 1,380 | 1,897 | 0    | 0   | 255,768       | 7,928       | 263,696     |
| 27  | Herrerias, Los         | 2,402         | 74.23%       | 973            | 790    | 0     | 0     | 0     | 0     | 0    | 0   | 1,763         | 20          | 1,783       |
| 47  | Hidalgo                | 8,787         | 74.93%       | 2,846          | 2,536  | 950   | 134   | 5     | 0     | 0    | 0   | 6,471         | 113         | 6,584       |
| 28  | Higueras               | 846           | 80.85%       | 241            | 400    | 0     | 38    | 0     | 0     | 0    | 0   | 679           | 5           | 684         |
| 29  | Hualahuis              | 4,602         | 68.51%       | 1,502          | 1,498  | 0     | 79    | 4     | 0     | 0    | 0   | 3,083         | 70          | 3,153       |
| 30  | Iturbide               | 2,224         | 78.73%       | 62             | 873    | 0     | 776   | 0     | 0     | 0    | 0   | 1,711         | 40          | 1,751       |
| 31  | Juárez                 | 28,765        | 52.22%       | 5,314          | 8,138  | 309   | 704   | 52    | 0     | 0    | 0   | 14,517        | 503         | 15,020      |
| 32  | Lampazos de Naranjo    | 3,209         | 63.66%       | 382            | 1,050  | 0     | 563   | 0     | 0     | 0    | 0   | 1,995         | 48          | 2,043       |
| 33  | Linares                | 43,967        | 61.01%       | 6,467          | 12,783 | 710   | 496   | 4,910 | 143   | 117  | 0   | 25,626        | 1,198       | 26,824      |
| 34  | Marín                  | 2,613         | 74.70%       | 1,090          | 836    | 0     | 0     | 0     | 0     | 0    | 0   | 1,926         | 26          | 1,952       |
| 35  | Melchor Ocampo         | 924           | 71.86%       | 291            | 338    | 0     | 23    | 0     | 0     | 0    | 0   | 652           | 12          | 664         |

# NUEVO LEÓN

## Resultados Electorales de Ayuntamientos, 2000

| No.          | Municipio                | Lista Nominal    | % de Partic.  | VOTOS EMITIDOS |                |               |               |               |              |            |              | Votos Validos    | Votos Nulos   | Total Votos      |
|--------------|--------------------------|------------------|---------------|----------------|----------------|---------------|---------------|---------------|--------------|------------|--------------|------------------|---------------|------------------|
|              |                          |                  |               | PAN            | PRI            | AxNL          | PT            | PVEM          | PCD          | PARM       | PDS          |                  |               |                  |
| 36           | Mier y Noriega           | 4,308            | 60.63%        | 563            | 1,811          | 146           | 27            | 0             | 0            | 0          | 0            | 2,547            | 65            | 2,612            |
| 37           | Mina                     | 2,764            | 71.31%        | 471            | 1,128          | 0             | 321           | 0             | 0            | 0          | 0            | 1,920            | 51            | 1,971            |
| 38           | Montemorelos             | 35,412           | 62.58%        | 8,632          | 11,289         | 248           | 517           | 774           | 0            | 0          | 0            | 21,460           | 700           | 22,160           |
| 39           | Monterrey                | 770,605          | 63.49%        | 272,640        | 154,027        | 4,756         | 41,003        | 1,404         | 1,493        | 442        | 0            | 475,765          | 13,524        | 489,289          |
| 40           | Parás                    | 1,037            | 74.35%        | 187            | 567            | 0             | 0             | 0             | 0            | 0          | 0            | 754              | 17            | 771              |
| 41           | Pesquería                | 6,578            | 69.81%        | 962            | 1,998          | 32            | 95            | 0             | 1,357        | 0          | 0            | 4,444            | 148           | 4,592            |
| 42           | Ramones, Los             | 4,123            | 61.10%        | 1,345          | 1,125          | 0             | 0             | 0             | 0            | 0          | 0            | 2,470            | 49            | 2,519            |
| 43           | Rayones                  | 1,883            | 81.57%        | 626            | 866            | 23            | 0             | 2             | 0            | 0          | 0            | 1,517            | 19            | 1,536            |
| 44           | Sabinas Hidalgo          | 21,197           | 66.21%        | 7,147          | 6,227          | 160           | 282           | 0             | 0            | 0          | 0            | 13,816           | 218           | 14,034           |
| 45           | Salinas Victoria         | 10,188           | 67.50%        | 1,608          | 2,599          | 102           | 2,326         | 0             | 0            | 0          | 0            | 6,635            | 242           | 6,877            |
| 46           | San Nicolás de los Garza | 330,551          | 65.68%        | 145,250        | 51,788         | 2,813         | 8,491         | 1,020         | 1,050        | 242        | 1,094        | 211,748          | 5,366         | 217,114          |
| 48           | Santa Catarina           | 131,567          | 58.99%        | 42,446         | 27,874         | 997           | 2,419         | 456           | 1,021        | 0          | 0            | 75,213           | 2,395         | 77,608           |
| 49           | Santiago                 | 23,775           | 68.73%        | 6,385          | 7,547          | 333           | 1,770         | 0             | 0            | 0          | 0            | 16,035           | 305           | 16,340           |
| 50           | Vallecillo               | 1,688            | 68.66%        | 301            | 828            | 0             | 0             | 0             | 0            | 0          | 0            | 1,129            | 30            | 1,159            |
| 51           | Villaldama               | 2,981            | 75.75%        | 517            | 934            | 0             | 787           | 0             | 0            | 0          | 0            | 2,238            | 20            | 2,258            |
| <b>TOTAL</b> |                          | <b>2,413,486</b> | <b>62.97%</b> | <b>781,666</b> | <b>565,503</b> | <b>26,949</b> | <b>82,006</b> | <b>10,903</b> | <b>8,221</b> | <b>925</b> | <b>1,550</b> | <b>1,477,723</b> | <b>41,951</b> | <b>1,519,674</b> |

**Nota:** ALIANZA NUEVO LEON: PRD, PAS, PSN, CD

**Fuente:** <http://www.cee-nl.org.mx> (Fecha de Consulta: 27-Sep-2005)



# NUEVO LEÓN

## Resultados Electorales de Ayuntamientos, 2003

| No. | Municipio              | Lista Nominal | % de Partic. | VOTOS EMITIDOS |         |       |       |     |     |      |     | Votos Validos | Votos Nulos | Total Votos |
|-----|------------------------|---------------|--------------|----------------|---------|-------|-------|-----|-----|------|-----|---------------|-------------|-------------|
|     |                        |               |              | PAN            | AC      | PRD   | PT    | PSN | PAS | CPPN | PMP |               |             |             |
| 1   | Abasolo                | 1,653         | 73.38%       | 78             | 696     |       | 433   |     |     |      |     | 1,207         | 6           | 1,213       |
| 2   | Agualeguas             | 3,715         | 66.62%       | 1,084          | 1,325   | -     | 26    | -   | -   | -    | -   | 2,435         | 40          | 2,475       |
| 3   | Aldamas, Los           | 19,638        | 57.57%       | 2,580          | 7,996   | -     | 490   | -   | -   | -    | -   | 11,066        | 240         | 11,306      |
| 4   | Allende                | 12,691        | 59.81%       | 3,242          | 4,016   | 179   | 29    | -   | -   | -    | -   | 7,466         | 125         | 7,591       |
| 5   | Anáhuac                | 174,678       | 49.39%       | 18,149         | 63,254  | 1,014 | 2,163 | -   | -   | -    | -   | 84,580        | 1,689       | 86,269      |
| 6   | Apodaca                | 9,230         | 63.39%       | 967            | 4,232   | 32    | 302   | -   | -   | -    | -   | 5,533         | 318         | 5,851       |
| 7   | Aramberri              | 2,558         | 80.10%       | 841            | 667     | 119   | 399   | -   | -   | -    | -   | 2,026         | 23          | 2,049       |
| 8   | Bustamante             | 48,385        | 50.70%       | 5,567          | 17,301  | 416   | 644   | -   | -   | -    | -   | 23,928        | 605         | 24,533      |
| 9   | Cadereyta Jiménez      | 6,273         | 68.83%       | 1,984          | 2,220   | -     | -     | -   | -   | -    | -   | 4,204         | 114         | 4,318       |
| 10  | Carmen                 | 6,902         | 53.23%       | 913            | 1,977   | 713   | -     | -   | -   | -    | -   | 3,603         | 71          | 3,674       |
| 11  | Cerralvo               | 8,786         | 63.03%       | 2,872          | 2,585   | -     | -     | -   | -   | -    | -   | 5,457         | 81          | 5,538       |
| 12  | Ciénega de Flores      | 21,536        | 53.99%       | 1,971          | 4,879   | 124   | 3,722 | -   | -   | -    | -   | 10,696        | 932         | 11,628      |
| 13  | China                  | 2,663         | 73.23%       | 1,010          | 884     | -     | -     | -   | -   | -    | -   | 1,894         | 56          | 1,950       |
| 14  | Dr. Arroyo             | 1,974         | 70.42%       | 345            | 416     | 29    | 568   | -   | -   | -    | -   | 1,358         | 32          | 1,390       |
| 15  | Dr. Coss               | 4,479         | 66.91%       | 1,237          | 1,393   | 70    | 248   | -   | -   | -    | -   | 2,948         | 49          | 2,997       |
| 16  | Dr. González           | 24,910        | 58.91%       | 202            | 7,790   | 48    | 5,813 | -   | -   | -    | -   | 13,853        | 821         | 14,674      |
| 17  | Galeana                | 18,326        | 59.54%       | 3,419          | 4,735   | 2,279 | -     | -   | -   | -    | -   | 10,433        | 478         | 10,911      |
| 18  | García                 | 4,692         | 64.47%       | 1,108          | 1,798   | 47    | 13    | -   | -   | -    | -   | 2,966         | 59          | 3,025       |
| 19  | San Pedro Garza García | 135,850       | 46.76%       | 16,389         | 41,522  | 780   | 2,728 | -   | -   | -    | 352 | 61,771        | 1,749       | 63,520      |
| 20  | Gral. Bravo            | 11,459        | 55.17%       | 2,528          | 3,214   | 0     | 433   | -   | -   | -    | -   | 6,175         | 147         | 6,322       |
| 21  | Gral. Escobedo         | 1,641         | 66.79%       | 284            | 594     | 198   | -     | -   | -   | -    | -   | 1,076         | 20          | 1,096       |
| 22  | Gral. Terán            | 3,090         | 72.69%       | 875            | 1,158   | 18    | -     | -   | -   | -    | -   | 2,051         | 195         | 2,246       |
| 23  | Gral. Treviño          | 4,027         | 73.08%       | 968            | 1,449   | -     | 472   | -   | -   | -    | -   | 2,889         | 54          | 2,943       |
| 24  | Gral. Zaragoza         | 469,164       | 50.76%       | 105,823        | 115,216 | 2,954 | 7,771 | -   | 809 | -    | -   | 232,573       | 5,588       | 238,161     |
| 25  | Gral. Zuazua           | 9,833         | 70.93%       | 2,519          | 2,333   | 977   | 1,020 | -   | -   | -    | -   | 6,849         | 126         | 6,975       |
| 26  | Guadalupe              | 989           | 79.68%       | 159            | 576     | -     | 41    | -   | -   | -    | -   | 776           | 12          | 788         |
| 27  | Herreras, Los          | 5,007         | 66.49%       | 1,604          | 1,688   | -     | -     | -   | -   | -    | -   | 3,292         | 37          | 3,329       |
| 47  | Hidalgo                | 2,292         | 72.95%       | 267            | 1,040   | -     | 305   | -   | -   | -    | -   | 1,612         | 60          | 1,672       |
| 28  | Higueras               | 36,144        | 51.18%       | 4,626          | 12,391  | 278   | 447   | -   | -   | -    | 68  | 17,810        | 688         | 18,498      |
| 29  | Hualahuises            | 3,529         | 62.45%       | 1,120          | 1,049   | -     | -     | -   | -   | -    | -   | 2,169         | 35          | 2,204       |
| 30  | Iturbide               | 48,881        | 54.05%       | 15,655         | 9,431   | 138   | 474   | -   | -   | -    | -   | 25,698        | 723         | 26,421      |
| 31  | Juárez                 | 2,355         | 58.85%       | 636            | 643     | 69    | 15    | -   | -   | -    | -   | 1,363         | 23          | 1,386       |
| 32  | Lampazos de Naranjo    | 2,542         | 68.65%       | 801            | 882     | 11    | 26    | -   | -   | -    | -   | 1,720         | 25          | 1,745       |
| 33  | Linares                | 4,522         | 59.02%       | 1,403          | 1,222   | -     | -     | -   | -   | -    | -   | 2,625         | 44          | 2,669       |
| 34  | Marín                  | 3,084         | 70.40%       | 781            | 1,372   | -     | -     | -   | -   | -    | -   | 2,153         | 18          | 2,171       |
| 35  | Melchor Ocampo         | 1,084         | 75.00%       | 362            | 428     | -     | -     | -   | -   | -    | -   | 790           | 23          | 813         |

## NUEVO LEÓN

### Resultados Electorales de Ayuntamientos, 2003

| No.          | Municipio                | Lista<br>Nominal | % de<br>Partic. | VOTOS EMITIDOS |                |               |               |          |            |              |              | Votos<br>Validos | Votos<br>Nulos | Total<br>Votos   |
|--------------|--------------------------|------------------|-----------------|----------------|----------------|---------------|---------------|----------|------------|--------------|--------------|------------------|----------------|------------------|
|              |                          |                  |                 | PAN            | AC             | PRD           | PT            | PSN      | PAS        | CPPN         | PMP          |                  |                |                  |
| 36           | Mier y Noriega           | 4,567            | 49.97%          | 236            | 1,744          | 53            | 139           | -        | -          | -            | -            | 2,172            | 110            | 2,282            |
| 37           | Mina                     | 3,121            | 75.52%          | 316            | 1,398          | -             | 575           | -        | -          | -            | -            | 2,289            | 68             | 2,357            |
| 38           | Montemorelos             | 38,111           | 52.49%          | 7,494          | 11,161         | 521           | 337           | -        | -          | -            | -            | 19,513           | 493            | 20,006           |
| 39           | Monterrey                | 834,937          | 54.88%          | 170,351        | 259,698        | 7,481         |               | -        | -          | 5,759        | 4,194        | 447,483          | 10,744         | 458,227          |
| 40           | Parás                    | 1,211            | 86.13%          | 13             | 551            | 468           | -             | -        | -          | -            | -            | 1,032            | 11             | 1,043            |
| 41           | Pesquería                | 7,655            | 65.42%          | 850            | 1,809          | 2,078         | 63            | -        | -          | -            | -            | 4,800            | 208            | 5,008            |
| 42           | Ramones, Los             | 2,007            | 78.43%          | 570            | 924            | -             | 40            | -        | -          | -            | -            | 1,534            | 40             | 1,574            |
| 43           | Rayones                  | 23,567           | 58.55%          | 6,303          | 6,946          | 148           | 194           | -        | -          | -            | -            | 13,591           | 208            | 13,799           |
| 44           | Sabinas Hidalgo          | 12,242           | 62.49%          | 2,292          | 5,136          | 91            | -             | -        | -          | -            | -            | 7,519            | 131            | 7,650            |
| 45           | Salinas Victoria         | 358,842          | 55.33%          | 113,559        | 69,497         | 3,159         | 6,774         | -        | -          | 1,829        | -            | 194,818          | 3,743          | 198,561          |
| 46           | San Nicolás de los Garza | 90,596           | 60.38%          | 26,624         | 26,155         | 396           | 791           | -        | -          | -            | -            | 53,966           | 734            | 54,700           |
| 48           | Santa Catarina           | 150,352          | 50.79%          | 27,950         | 43,871         | 855           | 1,513         | -        | -          | -            | 332          | 74,521           | 1,844          | 76,365           |
| 49           | Santiago                 | 26,551           | 59.20%          | 6,025          | 7,715          | 169           | 1,525         | -        | -          | -            | -            | 15,434           | 283            | 15,717           |
| 50           | Vallecillo               | 1,761            | 63.60%          | 246            | 838            | -             | -             | -        | -          | -            | -            | 1,084            | 36             | 1,120            |
| 51           | Villaldama               | 3,241            | 65.60%          | 104            | 1,414          | -             | 565           | -        | -          | -            | -            | 2,083            | 43             | 2,126            |
| <b>TOTAL</b> |                          | <b>2,677,343</b> | <b>53.97%</b>   | <b>567,302</b> | <b>763,229</b> | <b>25,912</b> | <b>41,098</b> | <b>0</b> | <b>809</b> | <b>7,588</b> | <b>4,946</b> | <b>1,410,884</b> | <b>34,002</b>  | <b>1,444,886</b> |

Fuente: <http://www.cee-nl.org.mx> (Fecha de Consulta: 27-Sep-2005)